



**Mullum Mullum Highball Facility -
Car Park and Early Works**

**2015/2016 Capital Works Program
Status Report - End of June**

Capital Works Program 2015/2016 - Status Report Reporting Period - End of June

This Status report covers the period ending 30 June 2016. Variances are reported against the Adopted Budget, Mid Year Review Budget, and YTD Forecast Outcome. The value of works completed at end of June is **\$36.054 million** (non-capitalised).

- ✓ **YTD Completed Works \$1.56 million favourable to the YTD Adopted Budget ¹**
- ✓ **YTD Completed Works \$3.17 million favourable to the YTD MYR Budget ¹**
- ✓ **YTD Completed Works \$0.34 million favourable to the YTD Forecast ¹**

Legend ✓ - Favourable against YTD Target, × - Unfavourable against YTD Target

¹ This represents the financial outcome after accruing for works completed (non-capitalised)

Financial Performance

Attachment A and B to this summary report provides a chart of financial performance for both Capital Works Expenditure and Income to end of June. The following table provides a snapshot of the performance in regard to the implementation of the Capital Works Program.

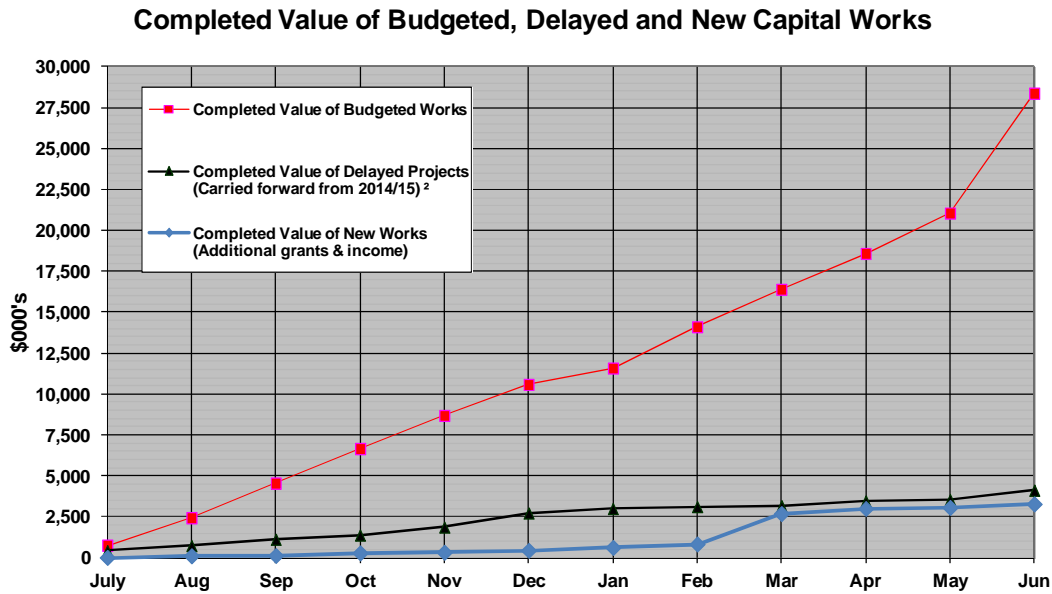
	End of Year Forecast Budget (YTD)									
	Adopted Budget \$'000	YTD Adopted Budget \$'000	MYR Budget \$'000	EoY Forecast \$'000	YTD MYR Budget \$'000	YTD Forecast \$'000	YTD Actual \$'000	YTD Variance \$'000	YTD Variance %	Fav / Unfav
A. Compared to Adopted Budget										
Budget YTD Outcome	37,616	37,616					36,054	1,562	4.2%	F
B. Compared to Mid Year Review Budget										
MYR Budget YTD Outcome			39,225		39,225	36,391	36,054	3,171	8.1%	F
C. Compared to Forecast outcome										
Budgeted works:	33,572		33,572	34,244	36,578	32,729	28,677	4,052		
Budgeted carry forwards	4,044		4,044	4,044	4,044	4,044	3,211	833		
Additional carry forwards from 2014/15			937	937	937	937	897	40		
New Works (MYR):			1,622	-	1,515	1,515	1,129	386		
Approved carry forwards to 2016/17 (Table B)			(950)	-	-	-	-	-		
Additional New Works (Post MYR):				-	-	-	-	-		
Additional grants & Income (Table E)				593	-	593	593	-		
Approved carry forwards to 2016/17 (Table C)				(3,849)	(3,849)	(3,849)	-	(3,849)		
Proposed carry forwards to 2016/17 (Table D)				(1,359)	(1,359)	(1,359)	-	-		
Budget Adjustments (Table F)				1,781	-	1,781	1,547	234		
Forecast YTD Outcome	37,616		39,225	36,391	37,866	36,391	36,054	337	0.9%	F
D. Income (Table A)										
Budget including plant sales	5,085	5,085	6,707	6,338	6,707	6,338	6,287	420		
Additional grants and income				593	-	593	593	(593)		
Grants & Income removed from the budget				(13)	-	(13)	-	-		
Forecast YTD Outcome	5,085	5,085	6,707	6,918	6,707	6,918	6,880	(173)	-2.6%	U

Legend: F - Favourable U - Unfavourable

At the end of June, **95.8%** of the total adopted budget allocation and **91.9%** of the MYR budget has been completed (non-capitalised).

Of the \$35.757 million of works completed at the end of June, the value of budgeted works completed, excluding the carry forward projects and new post budget adoption projects, is \$28.667 million. The completed value of the carry forward projects that were delayed from 2014/15, including those in the 2015/16 adopted budget, is \$4.108 million. The net value of new post budget adoption projects is \$3.269 million.

The following provides a chart of the completed value of budgeted, delayed and new projects, at end of June.



² The value of carry forward projects that were delayed forms part of a combined carry forward amount of \$4.981 million. Of this combined amount, \$0.816 million will be carried forward to 2016/17 as a result of project planning, consultation and approval delays on a few projects, which are beyond Council's control.

Program Status and YTD Profile

The value of works completed (actual total expenditure) on capital projects at end of June is currently stated at \$36.054 million against the adopted budget of \$37.616 million and MYR budget of \$39.225 million. The net difference between actual expenditure and MYR budget being an increase in grants and income of \$0.593 million, plus other budget adjustments of \$1.781 million, less approved and proposed carry forwards (post MYR) of \$5.208 million, less unspent funds (surplus) of \$0.337 million.

The program areas that have contributed towards this variance against the MYR budget include; General Infrastructure (\$456K), Roads and Drainage (\$2,283K), and Parks & Recreation (\$667K).

The total value of the carry forward amount to 2016/17 is \$6.158 million, and includes \$0.950 million approved at the MYR, plus a further \$3.849 million (post MYR) that has been included in the 2016/17 Capital Works Program, plus a further \$1.359 million of proposed carry forwards that will adjusted at the 2016/17 MYR.

The value of works completed at end of June is \$3.171 million (8.1%) below the MYR budget of \$39.225 million.

Compared to the EoY Forecast, the value of works completed is \$0.337 million (0.9%) below the EoY forecast amount of \$36.391 million.

Against the YTD adopted budget, the value of works completed at end of June is \$1.562 million (4.2%) below the adopted budget of \$37.616 million.

Whilst the value of completed works is shown as a favourable variance from a financial reporting perspective, the delivery of the Program was below the YTD budget from a project expenditure perspective, as a result of funds being carried forward on a number of projects that were delayed beyond Council's control, and from a surplus (savings) of \$0.337 million being delivered under the Capital Works Program.

The surplus is the net result of variations in expenditure on several projects, both under and over, but can be largely attributed to savings being delivered on a number of projects due to efficiencies being achieved.

The value of completed works includes \$6.618 million that was carried forward from 2014/15. Of this amount, a total of \$0.816 million will be carried forward to complete works on a number of projects in 2016/17, as a result of project planning and approval issues, protracted community and stakeholder consultation, contractor availability and performance issues, impacts from storm events and other non-programmed works affecting the delivery of works, and from access difficulties due to recent wet weather.

The overall financial performance indicators reveal that \$36.054 million (95.8%) of the Capital Works Program for 2015/16 was spent against the adopted budget of \$37.616 million (non-capitalised), which is above the Council Plan performance target, to expend equal to or greater than 90% of capital expenditure against the adopted budget. In comparison, 91.9% of the program value was spent against the MYR budget of \$39.225 million.

Trends

The value of completed works is actual program expenditure delivered under the Capital works program (pre-capitalisation) and represents the financial outcome after accruing for works completed, and includes any carry forwards, transfers, budget adjustments and savings made under the capital Works Program. The completed works is below the YTD budget and EoY forecast for the current program and can be largely attributed to a number of projects that have been delayed resulting in the need to carry forward funds to complete these works in 2016/17.

Capital works performance has been impacted by delays on a number of projects, which has resulted in \$6.158 million (representing 32 deferred/incomplete projects) being carried forward, to be completed in 2016/17. The variation between the budget and actual expenditure has occurred as a result of savings due to efficiencies being achieved, from project planning and approval delays, protracted community and stakeholder consultation, contractor availability and performance issues, difficulties gaining plant and materials as experienced across the state, impacts from storm events and other non-programmed works affecting the delivery of works, and from access difficulties due to recent wet weather.

Capital Income received is below budget income at end of June with a variance of 2.6%. This variance can be attributed to a slowdown in the sale of plant and vehicle items, which are dictated by market rates, and from the deferral of income and grants associated to a number of projects that have been delayed and will carry over into 2016/17.

Milestone Performance

The 'traffic light' program of performance against key milestones is included as **Attachment C**. To end of June, some minor delays and deferrals were experienced on several projects. The Leeds Street Indented Parking Bays and Sheahans Reserve Upgrade projects have been deferred to 2016/17, and the unspent funds have been transferred to the Aquarena Master Plan project to meet contractual requirements, and to enable continued progress and effective utilisation of funds was made under the current program. The Civic Offices Draught Proofing project was cancelled following the recent replacement of the external windows at the Civic Centre.

A further 29 projects did not commence or were not be sufficiently advanced due to project planning, consultation and approval delays, resulting in unspent either being transferred to other projects to enable continued progress and effective utilisation of funds is made under the current program, or carried forward to be completed in 2016/17.

Part of the carry forward amount from Colman Park Pavilion Upgrade, Park Avenue Reserve Synthetic Soccer Pitch, and AMS Building projects was transferred to the Mullum Mullum Management Plan to advance the stage 1 early works, and the transferred amounts are to be restored to these projects in 2016/17. Part of the carry forward amount from the Drainage Strategy Implementation has also been transferred to the Mullum Mullum highball facility and to the Civic Centre duct sealing works projects, and the transferred amounts are to be restored to these projects in 2016/17.

A number of other part funding transfers have also been made on several other projects, and these will not impact on the overall delivery of the programmed works, but will enable these projects to be delivered more effectively to address contractual requirements or meet asset or service needs.

Progress against milestones is below Council's non-reportable management performance target of 90%, with 79 projects (84.0%) completed out of a total of 94 projects against the Adopted Program.

Performance Indicators - Major Capital Projects

Key Performance Indicators have been prepared to assist in measuring the scope and progress of major capital projects against cost/time variations. (Note: Key Projects are defined as those which are one off large strategic projects that have significant, local and possible regional impact).

The following is the list of major projects currently identified on the Capital Works Program:

Line No.	Project Description	Total 10 Yr Project Allocation	Total 10 Years Grants / Income	Adopted Annual Budget / Carry Forwards	EOY Current Forecast	YTD Forecast Including variations	YTD Actual	YTD Var	YTD Var
		\$000's	\$000's	\$000's	\$000's	\$000's	\$000's	\$000's	%
5	New Footpath Construction (PPN)	14,550	0	1,101	1,143	1,143	778	365	32%
6	Stintons Reserve Former Landfill Site (Leachate Management and Rehabilitation)	438	0	102	438	438	438	0	0%
12	Jumping Creek Road (Strategy Review Year 1)	17,925	0	20	43	43	48	-5	-12%
15	Road Management Strategy Upgrades Link Roads - Construction of Tindals Road Stage 1 (Mullum Mullum Creek to Stintons), Tindals Road Stage 2 (Stintons to Reynolds, Park Road (McIntyres to Heads - Street Lighting and Landscaping), and Stintons/Tindals Roundabout	40,317	5,669	2,602	2,142	2,142	2,135	7	0%
27	Drainage Strategy Implementation	31,902	400	3,183	741	741	712	29	4%
33	Neighbourhood Activity Centres (Jackson Court Stage 1,3 & 4, and Tunstall Square Stage 2)	8,109	15	670	784	784	693	91	12%
35	Mullum Mullum Creek Linear Park Stage 3 (Section 7 - Heads to Eastlink) and (Section 6 - Park Road to Heads)	2,055	650	1,391	322	322	342	-20	-6%
41	Aquarena - Master Plan Implementation Stages 4-6 (Therapy pool, increased dry fitness/exercise space, entry foyer and circulation area, cafe area, water play feature, increased disabled parking at the front, high level walkway access off the lower tier car park, and civil works).	21,433	573	5,163	7,693	7,693	7,853	-360	-5%
48	Colman Park Pavilion Upgrade (club option)	1,268		425	80	80	53	27	34%
56	Mullum Mullum Highball Facility (Planning and Design of stadium Year 1, and completion of car park and early works).	19,638	650	890	2,431	2,431	2,292	139	6%
57	Park Avenue Reserve Synthetic Soccer Pitch	954	200	954	90	90	100	-10	-11%
59	Sheahans Road Highball Facility	1,400	1,100	1,400	79	79	61	18	23%
61	Sportsground Refurbishment Program (Stintons Reserve and Wonga Park Reserve)	1,440	127	383	474	474	556	-82	-17%
	Total			18,284	16,460	16,460	16,061	199	1.2%

Of the 13 key projects listed on the Capital Works Program, the majority were completed with a minimal variance against the YTD forecast.

Four projects were not sufficiently advanced due to project planning, consultation and approval delays, and will not be completed. These include; Drainage Strategy Implementation (Bolin Bolin wetlands, Gregory Court, Melbourne Hill Road, King Street and Prospect Road drainage improvements), Colman Park Pavilion Upgrade, Sheahans Road Highball Facility, Park Avenue Reserve Synthetic Soccer Pitch, and Mullum Mullum Linear Park Stage 3 (footbridge and trail works).

Delays were encountered in seeking resolution from an external funding partner regarding the current funding shortfall and negotiation of ongoing operational costs for the Bolin Bolin Wetlands project. As a result, the project will not be sufficiently advanced to enable the current allocation of funds to be spent this financial year, with the unspent funds being carried forward to complete the project in 2016/17.

Given the current funding shortfall and ongoing delays in reaching agreement with the club on the build option for the Colman Park Pavilion upgrade, the project will not be completed this financial year resulting in the need to carry forward unspent funds. Council officers have commenced the preparation of documentation for the clubs option to redevelop the front section of the pavilion including increased social space, with the clubs contributing \$195K for the non-core elements.

The successful delivery of the Sheahans Road Highball project was dependent on a contribution of \$200K from the Bulleen Templestowe Basketball club, which is required prior to the signing of the contract to commence works. As a result of scoping reviews to keep the project within budget, the project will not be completed this financial year and the majority of funds will be carried forward to 2016/17. The finished schedules for the stadium project have been prepared as a part of the architectural documentation, to enable tenders to be sought.

Project planning and consultation delays were encountered with the club in finalising the scope of works for the Park Avenue Reserve Synthetic Soccer Pitch. The works will also need to be undertaken during the non sporting season (late autumn and winter) when disruption to the club and sports ground users will be minimised. As a result, the project will not be sufficiently advanced to enable the majority of funds to be spent this financial year, with the majority of funds being carried forward to complete the works in 2016/17.

The Mullum Mullum footbridge and linear trail works encountered planning permit compliance issues, tender approval and contractor availability delays. As a result, the project will not be sufficiently advanced to enable the current allocation of funds to be spent this financial year, with the unspent funds to be carried forward to complete the project in 2016/17.

Overall, a variance of 1.2 % for all key projects is currently stated against the YTD Actual and forecast amount.

Further details regarding milestone performance of major capital projects can be obtained from the 'traffic light' program, included as **Attachment C**.

Income

At end of June Capital income is below YTD budget income. The following table provides a summary of income to be received in 2015/16, towards the implementation of the projects listed:

Table A - Capital Works Income											
	Adopted Annual Budget	Asset Sales	Income Received in Advance	Income Adjustments	YTD MYR Budget	YTD Actual	YTD Var	YTD Var		Income not received	Comments
	\$'000	\$'000	\$'000	\$'000	\$'000	\$'000	\$'000	%		\$'000	
Plant Replacement Program		950			950	609	-341	-36%		19	Plant Sales (Trade-ins). \$322K reduction in income due to slowdown in plant sales, which is dictated by market rates.
Road Safety Improvements Council Link & Collector Roads - • Manningham Disc - Entrance to Car Park (Springvale Road) • Blackburn Road - Pines Shopping Centre	89		50		89	90	1	1%		-1	Grants Commission. To be received in four installments. \$50K received in advance.
Road Management Strategy Upgrades Council Link Roads - • Tindals / Stintons Roundabout • King Street Service Alterations • Heads Rd / Whitefriars Way - Roundabout • Heads Rd Wattamolla - Intersection Treatment • Tindals Road - Stage 2 (including street lighting)	843		80	689	1,532	1532	0	0%		0	Budgeted Roads to Recovery income of \$742K. A further \$371K has been accrued for works undertaken in 2015/16 and will be received in 2016/17. Additional \$318K to be received in 2015/16 - reintroduction of fuel excise. Grants Commission \$101K. To be received in four installments. \$50K received in advance.
Bicycle Strategy Implementation - • Park Road Shared Path (Paddys Lane to Creek) • Serpells Rd / Tuckers Rd • Ruffey Lake Park - Asphalt Works • Blackburn Road - (Anderson Creek Road and Zerbes Reserve) • Church Road Between Doncaster Road and Ibis Street • George Street - Windamere to Blackburn Road. • Denhert Street Shared Path	308		126		308	308	0	0%		0	Grants Commission. To be received in four installments. \$156K received in advance.
Traffic Control Devices Link Roads - • Lawford Rd - Turning Area	59		28		59	56	-3	-5%		3	Grants Commission. To be received in four installments. \$28K received in advance.
Traffic Control Devices Local Roads - • Blackburn Road & May Street • Richard Street and Hillveiv Parade	35		16		35	36	1	3%		-1	Grants Commission. To be received in four installments. \$16K received in advance.
Traffic Management LTM Implementation - • Beverley Street / Kara Street - Roundabout • Beveley Street / Milan Street - Roundabout	117		56		117	116	-1	-1%		1	Grants Commission. To be received in four installments. \$56K received in advance.
Bus Bay Construction • Homestead Road - South of Jumping Creek Road	47		22		47	50	3	6%		-3	Grants Commission. To be received in four installments. \$22K received in advance.
Drainage Strategy • Bolin Bolin Wetlands	400		318		400	406	6	2%		-6	Melbourne water Income. \$318K received in advance
Neighbourhood Activity Centres (Jackson Court Stages 3 & 4 and Tunstall Square Stages 1 & 2)	0		15	40	40	45	5	13%		-5	\$15K Dep't of Justice grant received in advance. \$25K State Government Graffiti Prevention grant
Mullum Mullum Creek Linear Park Stage 3	585				585	585	0	0%		0	SRV grant
Sportsground Refurbishment Program (Wonga Park Reserve)	0			61	55	72	17	31%		-11	Club Contribution
Aquarena Master Plan Implementation Stages 4-6 (Therapy pool, increased dry fitness/exercise space, entry foyer and circulation area, cafe area, water play feature, increased disabled parking at the front, high level walkway access off the lower tier car park, and civil works).	0			573	573	577	4	0%		-4	Total SRV income is \$2.5M. Council received \$1M of the grant in 2009/10, \$337K in 2011/12, \$290K in 2012/13 and a further \$373K in 2013/14. Remaining \$500K of SRV grant received in 2015/16. Remaining \$73K of Taxi Grant has been accrued for works undertaken in 2015/16 and will be received in 2016/17.

Table A - Capital Works Income (continued)

	Adopted Annual Budget \$'000	Asset Sales \$'000	Income Received in Advance \$'000	Income Adjustments \$'000	YTD MYR Budget \$'000	YTD Actual \$'000	YTD Var \$'000	YTD Var %		Income not received \$'000	
Sheahans Road Highball Facility	1,100			-1,100	0	0	0	0%		0	\$500 SRV grant to be claimed in 2016/17 and \$600 Club Contribution will not be received this financial year.
Playspaces Program	60				60	60	0	0%		0	SRV grant
Tennis Court Strategy Implementation (Upgrade and refurbishment of tennis court surfaces)	59			-36	59	24	-35	-59%		-1	Tennis Club contributions. Reduction in income of \$35K, to be claimed in 2016/17
ADS Equipment	0		52	52	52	52	0	0%		0	Dep't of Human Services. \$52K received in advance
Koonung Park Upgrade of Floodlights	127			19	127	137	10	8%		9	\$75K SRV grant, \$18K AFL Contribution and \$34K Club Contribution
Cleaner Yarra Litter Hotspots Program	66		16	16	82	72	-10	-12%		10	Melbourne water Income. \$16K received in advance
Street Furniture Throughout City	36		10	4	40	39	-1	-3%		1	Sustainability Victoria grant. \$10K received in advance
Park Avenue Reserve Synthetic Soccer Pitch	200			-110	90	90	0	0%		0	\$90 SRV grant received in 2015/16. \$10K balance of SRV grant to be claimed in 2016/17. \$100K Club Contribution to be received in 2016/17.
Civic Precinct Identification Signage	4				4	4	0	0%		0	Community Group contribution
Mullum Mullum Highball Facility	0		38	91	91	91	0	0%		0	\$38K SRV grant received in advance. Additional \$53K Melbourne Water grant.
Melbourne Water Corridors of Green	0		28	28	28	28	0	0%		0	Melbourne Water grant received in advance
Zerbes Reserve Floodlighting	0			80	40	72	32	0%		8	\$40K Club Contribution and \$40K State Government grant.
Wonga Park Tennis Club Pavilion	0			95	95	95	0	0%		0	Club Contribution
Highball Facilities (Leeds St, Doncaster Badminton, DISC, Park Orchards Community Centre, Templestowe Heights and Dorney Centre)	0			887	887	867	-20	-2%		20	Accumulated funding received for the refurbishment of indoor stadiums previously managed by the MRA.
Doncaster Baseball Club upgrade of floodlights	0		22	22	33	22	-11	-33%		0	\$22K SRV grant received in advance. \$11K club contribution to be received in 2016/17.
Montessori Early Education Centre Upgrade	0			88	88	88	0	0%		0	Pre School contribution
Manningham Community Health - Stride	0			83	83	83	0	0%		0	Manningham Community Health contribution
Yarra St - Pride of Place - Toilet block	0			27	40	27	-13	-33%		0	\$27K Warrandyte Bakery contribution (reduced from \$40K)
New Footpath Construction (PPN) - Brackenbury Street	0			15	0	15	15	0%		0	Department of Education and Training income
AMS Passive & Open Space (Sporting Reserves - East Doncaster and Manningham Cricket Club Contributions and (Templestowe Flat Track	0			31	18	32	14	78%		0	Sporting club Contributions. Additional \$5K State Grant and \$9K club contribution.
AMS Roads and Reserves (Link and Collector Road Reseals) - Homestead road and Brushy Park Road	0			450	0	450	450	0%		0	Shire of Yarra Ranges contribution
Mullum Mullum (Donvale) Bowls Hockey	0			50	0	50	50	0%		0	Sporting club Contribution
Total	4,135	950	877	2,155	6,707	6,880	-173	-2.6%		39	

Land Purchases & Sales

A forecast budget of \$2.163 million was provided for the development, upgrade and acquisition of public open space. The following is a summary of current Land Purchases:

Land Purchases	Adopted Budget \$'000	Forecast Budget \$'000	YTD Forecast \$'000	YTD Actual \$'000	YTD Var \$'000	YTD Var %	Comments
Open Space							
<ul style="list-style-type: none"> Warrandyte Bakery (193 Yarra Street) Whitefiars College (Mullum Mullum Linear Trail) Glenwill Court, Templestowe 	300	2,163	2,163	2,088	75	-3.5%	The shortfall is to be funded from Resort and Recreation Reserve.
Doncaster Hill Strategy							
Nil	0	0	0	0	0	0%	
Forecast YTD Outcome	300	2,163	2,163	2,088	75	-3.5%	

Year End Position 2015/16

The value of works completed (actual total expenditure) on capital projects at end of June is currently stated at **\$36.054** million (non-capitalised) with the following variances and adjustments:

Summary of Variances	\$'000
Approved Carry Overs to 2016/17 MYR (Table B)	950
Approved Carry Overs to 2016/17 Post MYR (Table C)	3,849
Proposed Carry Overs to 2016/17 Post MYR (Table D)	1,359
Additional Grants and Income (Post MYR) (Table E)	593
Budget Adjustments (Post MYR) (Table F)	1,781
Approved Deferrals/Transfers (Table G)	3,524
Proposed Deferrals/Transfers (Table H)	446

Approved Carry Forwards (2015/16 MYR)

The following is a list of approved carry forwards to 2016/17:

Table B - Approved Carry Forwards	\$'000	Comments
<ul style="list-style-type: none"> Energy Efficiencies 	130	In order to obtain maximum benefit and value with the replacement of street light fittings and subsequent reduction in operating costs, it is proposed that the works be undertaken over a two year period resulting in the need to carry forward funds to complete the project in 2016/17.
<ul style="list-style-type: none"> Drainage Strategy Implementation (Bolin Bolin Wetlands) 	251	Negotiation delays have been encountered in seeking resolution from the external funding partners regarding the current funding shortfall and the ongoing operational costs. As a result, the project will not be sufficiently advanced to enable the current allocation of funds to be spent this financial year resulting in the need to carry forward \$251K to complete the project in 2016/17.
<ul style="list-style-type: none"> Contract and Project Management System 	200	The project is presently focussed on improving and maturing project management disciplines and processes that will ultimately translate into a corporate wide technology solution. The project will not be sufficiently advanced due to project planning and internal resourcing issues to enable the entire allocation of funds to be spent this financial year.

<ul style="list-style-type: none"> • Park Avenue Reserve Synthetic Soccer Pitch 	169	Project planning and consultation delays have been encountered with the club in finalising the scope of works. The works will also need to be undertaken during the non sporting season (late autumn and winter) when disruption to the club and sports ground users will be minimised. As a result, the project will not be sufficiently advanced to enable the majority of funds to be spent this financial year.
<ul style="list-style-type: none"> • Sheahans Road Highball Facility 	200	The successful delivery of the project is dependent on a contribution of \$600K from the Bulleen Templestowe Basketball club, which is required prior to the signing of the contract to commence works. The project will not be sufficiently advanced to enable the majority of funds to be spent this financial year.
Total	950	

Approved Carry Forwards (Post 2015/16 MYR)

The following is a list of approved post MYR carry forwards to 2016/17:

Table C - Approved Carry Forwards	\$'000	Comments
<ul style="list-style-type: none"> • Donvale Reserve Pavilion Upgrade 	150	Project planning and design to be undertaken in 2015/16. Remaining funds are to be carried forward to undertake construction works in 2016/17 following consultation with the sports club.
<ul style="list-style-type: none"> • Mullum Mullum Linear Park Stage 3 (footbridge and trail works) 	1,069	Project will not be completed this financial year due to finalising land requirements and obtaining statutory approval for the commencement of works and wet weather delays. The works will not be sufficiently advanced to enable the current allocation of funds to be spent this financial year resulting in the need to carry forward \$1,069K to complete the works in 2016/17.
<ul style="list-style-type: none"> • AMS Buildings - Donvale Pre School 	100	Extensive consultation was necessary with the preschool, which delayed the tender process.

<ul style="list-style-type: none"> • Drainage Strategy Implementation (Bolin Bolin wetlands, Gregory Court, Prospect Road and Melbourne Hill Road) 	1,413	<p>Ongoing negotiation and approval delays have been encountered with Bolin Bolin Wetlands in seeking resolution from an external funding partner regarding the current funding shortfall and the ongoing operational costs. As a result, the project will not be sufficiently advanced to enable the current allocation of funds to be spent this financial year resulting in the need to carry forward an additional \$500K to complete the project in 2016/17.</p> <p>Progress with the Gregory Court drainage works has been delayed owing to the Boroondara planning approvals process requiring nine months to negotiate resulting in the need to carry forward \$518K to complete the project in 2016/17.</p> <p>The Prospect Road outfall drain works has been delayed due to the need to develop of several concept proposals, prior to resolving a feasible solution, resulting in the need to carry forward \$236K to complete the project in 2016/17.</p> <p>Melbourne Hill Road drainage works have encountered consultation and approval delays following modifications to the scheme, resulting in the need to carry forward \$159K to complete the project in 2016/17.</p>
<ul style="list-style-type: none"> • TEA Replacement 	140	<p>Delays encountered due to re-scoping of project and review of internal processes to ensure user needs and requirements will be met.</p>
<ul style="list-style-type: none"> • Asset Management System Replacement 	148	<p>Project planning and approval delays due to elongated vendor selection process involving a detailed gap analysis of intended project delivery processes and framework, combined with module demonstrations and a negotiated implementation schedule.</p>
<ul style="list-style-type: none"> • Zerbes Reserve Floodlighting 	150	<p>Delays encountered with the procurement of lighting poles due to contractor availability and supplier issues.</p>
<ul style="list-style-type: none"> • Yarra Street Pride of Place (Toilet Block and Streetscape works) 	294	<p>Delays with toilet block due to compliance issues with the local heritage overlays of the site, combined with concerns with the structural integrity of the refrigerated shipping container onsite that needed to be removed. \$98K carry forward.</p> <p>Delays with streetscape works due to a need to coordinate the works with an adjacent private development and new driveway, as well as changes resulting from waste collection for the shopping centre and VicRoads approval. \$196K carry forward.</p>
<ul style="list-style-type: none"> • Duct Sealing Works - Civic Offices 	150	<p>Delays encountered due to contractor availability and competing work priorities.</p>

<ul style="list-style-type: none"> Koonung Creek Linear Park (Trail Works) 	105	Delays in finalising the cultural heritage management plan that is a statutory requirement before the Church Road shared path works can commence.
<ul style="list-style-type: none"> Finns Reserve Management Plan (Footbridge, River Access and Paths) 	130	Delays in obtaining Melbourne water approval for the works.
Total	3,849	

Proposed Carry Forwards (Post 2015/16 MYR)

The following is a list of proposed post MYR carry forwards to 2016/17, to be adjusted at the 2016/17 MYR:

Table D - Proposed Carry Forwards (2016/17 MYR)	\$'000	Comments
<ul style="list-style-type: none"> Cleaner Yarra Litter Hotspots Program 	61	Protracted consultation and approval delays encountered with other internal service units. The changeover of Council's waste services contract also delayed direct discussions with the contractor on the compatibility of the proposed programmed works with Council's garbage truck side-loaders.
<ul style="list-style-type: none"> Drainage Strategy Implementation (Bolin Bolin wetlands and King Street) 	108	Additional carry forward - Ongoing negotiation and approval delays have been encountered with the Bolin Bolin wetlands project. As a result, the project will not be sufficiently advanced to enable the current allocation of funds to be spent this financial year resulting in the need to carry forward an additional \$34K to complete the project in 2016/17. The King Street outfall drain works has been delayed due to the need to develop several concept proposals, prior to resolving a feasible solution. As a result, the project will not be sufficiently advanced to enable the current allocation of funds to be spent this financial year resulting in the need to carry forward \$74K to complete the project in 2016/17.
<ul style="list-style-type: none"> AMS Buildings - Doncaster Tennis Club Refurbishment, Neighbourhood Safer Places and Swanston Street Gym) 	155	Doncaster Tennis club has encountered design delays due to re-scoping of works and competing priorities. \$110K carry forward. Neighbourhood Safer Places program has encountered consultation and approval delays, combined with contractor availability issues. \$25K carry forward. The Swanston Street gym has been delayed due to a review of scoping requirements that includes opportunities for a mixed use facility. Additional \$20K carry forward.
<ul style="list-style-type: none"> Invoice Scanning Solution 	76	The project will not be sufficiently advanced due to project planning and internal resourcing issues to enable the entire allocation of funds to be spent this financial year.

<ul style="list-style-type: none"> • Risk Management, Audit and PDR Software 	38	Delays encountered with risk management and audit vendor selection.
<ul style="list-style-type: none"> • Doncaster Baseball Club Upgrade 	36	Planning permit delays and latent conditions have impacted on works.
<ul style="list-style-type: none"> • Contract and Project Management System 	36	Additional carry forward - Delays encountered due to re-scoping of project and review of internal processes to ensure user needs and requirements will be met.
<ul style="list-style-type: none"> • Energy Efficiencies 	53	Additional carry forward - Stage 1 works completed as programmed. Balance of funds rolled over to assist in delivery of Stage 2 in 16/17, in order to realize cost efficiencies associated with larger scale project.
<ul style="list-style-type: none"> • Sheahans Road Highball Facility 	21	Additional carry forward - The design and documentation of the Sheahans Road Highball facility has been. It was not possible to award the construction tender and commence construction this year due to community consultation resulting in the need to carry forward additional unspent funds.
<ul style="list-style-type: none"> • Thompsons Road Retaining Wall 	50	Works delayed due to difficulties resolving contractual issues.
<ul style="list-style-type: none"> • Highball Facilities - Templestowe Heights Stadium 	50	Project planning and scheduling issues have delayed the installation of the new sports stadium flooring and toilet upgrade, which will be undertaken during the school holidays in July.
<ul style="list-style-type: none"> • 100 Acres Reserve Management Plan (Signs and Paths) 	125	Delays encountered due to supplier issues for the installation of signs and completion of path upgrades due to contractor availability.
<ul style="list-style-type: none"> • Implementation of Horse Riding Strategy 	80	Delays due to time required for the redesign of road side verge widening to keep within planning permit allowance for vegetation removal.
<ul style="list-style-type: none"> • Implementation of Tennis Court Strategy 	55	Delays encountered due to tender approval issues and contractor availability.
<ul style="list-style-type: none"> • Tikalara Park Development 	20	Delays due to time required to complete cultural heritage field investigation and survey.
<ul style="list-style-type: none"> • Mullum Mullum Linear Park Stage 1 	60	Delays encountered due to supplier issues for the replacement of major signage around the main entrance to Currawong Park and Conference Centre.
<ul style="list-style-type: none"> • Plant Replacement Program 	280	Consultation, approval and supplier delays encountered with the replacement of a Street Sweeper.
<ul style="list-style-type: none"> • ADS Equipment 	55	Delays encountered with suppliers relating to the purchase of specialised equipment.
Total	1,359	

Additional Grants and Income (Post MYR)

The following is a list of additional grants and income that was not included in the current program, for works to be undertaken in 2015/16:

Table E - Additional Grants and Income	\$'000
• Koonung Park Reserve Floodlights (Club contribution).	19
• Sportsground Refurbishment Program - Wonga Park Reserve (Club income)	6
• AMS Passive and Open Space - Templestowe Flat Track (Club income)	13
• Zerbes Reserve Floodlighting (\$40K State grant)	40
• New Footpath Construction (PPN) - Brackenbury Street (Department of Education and Training)	15
• Mullum Mullum (Donvale) Bowls Hockey (Club contribution)	50
• AMS Link and Collector Road Pavements (Shire of Yarra Ranges contribution)	450
Total	593

Budget Adjustments (Post MYR)

The following is a list of budget adjustments that were not included in the current program, for works to be undertaken in 2015/16, or income that has been reduced and will not be received this financial year:

Table F - Budget Adjustments	\$'000
• Asset Management System Replacement (Additional capital funds for the IT Transformation and PC Refresh Program that was endorsed at SBS on 8 December).	82
• Project and Contract Management Solution (Additional capital funds for the IT Transformation and PC Refresh Program that was endorsed at SBS on 8 December).	72
• TEA Council Reporting Software (Additional capital funds for the IT Transformation and PC Refresh Program that was endorsed at SBS on 8 December).	80
• Civic Centre Duct Sealing Works (Transfer of funds from operating budget - GoGo Initiatives)	65
• Open Space Land Purchases (Transfer of funds from Resort & Recreation Reserve)	1,863
• Yarra Street Pride of Place - New Toilet Block (Bakery contribution has been reduced following negotiations for the sale of land)	(13)
• Plant Replacement Program (Reduction in income due to slowdown in the sale of plant and equipment items, which is dictated by market rates)	(322)
• Implementation of Tennis Court Strategy (\$35K of club income will not be received due to project planning and approval delays).	(35)
• Doncaster Baseball Club Floodlights (Club income to be received in 2016/17)	(11)
Total	1,781

Approved Transfers

The following is a summary of approved transfer of capital funds to enable additional progress and effective utilisation of funds is made under the Capital Works Program is summarised below:

Table G - Approved Transfers	\$'000	Comments
<ul style="list-style-type: none"> Aquarena Master Plan Implementation 	997	Transfer of \$300K from Drainage Strategy (Line 27), \$200K from Road Management Strategy Upgrades (Line 16), \$300K from Leeds Street Indented Parking Bays (Line 11), \$97K from Donvale Reserve Pavilion (Line 49) and \$100K from Sheahans Road Reserve Upgrade (Line 60). Note: The transferred amounts are to be restored to these projects in 2016/17 or later years by adjustments to other project budgets and cash flows
<ul style="list-style-type: none"> Implementation of Horse Riding strategy 	44	Transfer of \$44K from Doncaster Hill Streetscape infrastructure (Line 88) following the transfer of funds in 2014/15 from the Horse Riding Strategy for the installation of lighting at Doncaster Hill.
<ul style="list-style-type: none"> Mullum Mullum Highball Facility 	1,100	Transfer of \$345K from Colman Park Pavilion (Line 48), \$585K from Park Avenue Reserve Soccer Pitch (Line 57), and \$170K from AMS Buildings - Swanston Street Gym (Line 82). Note: The transferred amounts are to be restored to these projects in 2016/17 by adjustments to other project budgets and cash flows.
<ul style="list-style-type: none"> Advanced Design Fees 2016/17 	184	Transfer of \$184K from Road Management Strategy Upgrades (Line 16)
<ul style="list-style-type: none"> Stintons Reserve Former Landfill Site (Rehabilitation) 	190	Transfer of \$190K from Road Management Strategy Upgrades (Line 16)
<ul style="list-style-type: none"> Road Safety Improvements - Local Roads 	30	Transfer of \$30K from Road Management Strategy Upgrades (Line 16)
<ul style="list-style-type: none"> Road Safety Improvements - Link and Collector Roads 	29	Transfer of \$29K from Road Management Strategy Upgrades (Line 16)
<ul style="list-style-type: none"> Road Management Strategy - Traffic and Road Use 	21	Transfer of \$2K from Road Management Strategy Upgrades (Line 16) and \$19K from Drainage Strategy (Line 27)
<ul style="list-style-type: none"> Road Traffic LATM Construction 	21	Transfer of \$21K from Drainage Strategy (Line 27)
<ul style="list-style-type: none"> Thompsons Road Retaining Wall 	21	Transfer of \$21K from Drainage Strategy (Line 27)
<ul style="list-style-type: none"> Civic Centre / Depot Minor Upgrades 	94	Transfer of \$94K from Civic Centre Draught Proofing (Line 10).
<ul style="list-style-type: none"> Doncaster Quarry 	20	Transfer of \$20K from Civic Centre Draught Proofing (Line 10).
<ul style="list-style-type: none"> Wonga Park Reserve (sewer backlog works) 	36	Transfer of \$36K from Road Management Strategy Upgrades (Line 16).

• Zerbes Reserve Floodlighting	176	Transfer of \$176K from Road Management Strategy Upgrades (Line 16).
• Bulleen Park Canteen / Store	37	Transfer of \$37K from Road Management Strategy Upgrades (Line 16).
• Invoice Scanning	52	Transfer of \$52K from Road Management Strategy Upgrades (Line 16).
• AMS Project Management and Administration	17	Transfer of \$17K from Road Management Strategy Upgrades (Line 16).
• Mullum Mullum Highball Facility	350	Transfer of \$350K from Drainage Strategy Implementation (Line 27). Note: The transferred amount is to be restored in 2016/17 from the Mullum Mullum Highball Facility project.
• Civic Centre Duct Sealing	85	Transfer of \$85K from Drainage Strategy Implementation (Line 27). Note: The transferred amount is to be restored in 2016/17 from the Mullum Mullum Highball Facility project.
• AMS Passive and Open Space - Outdoor Basketball / Netball / Hockey Facilities / Sporting Facilities (Flat Track resurfacing)	20	Transfer of \$20K from Miscellaneous General Leisure (Line 55).
Total	3,524	

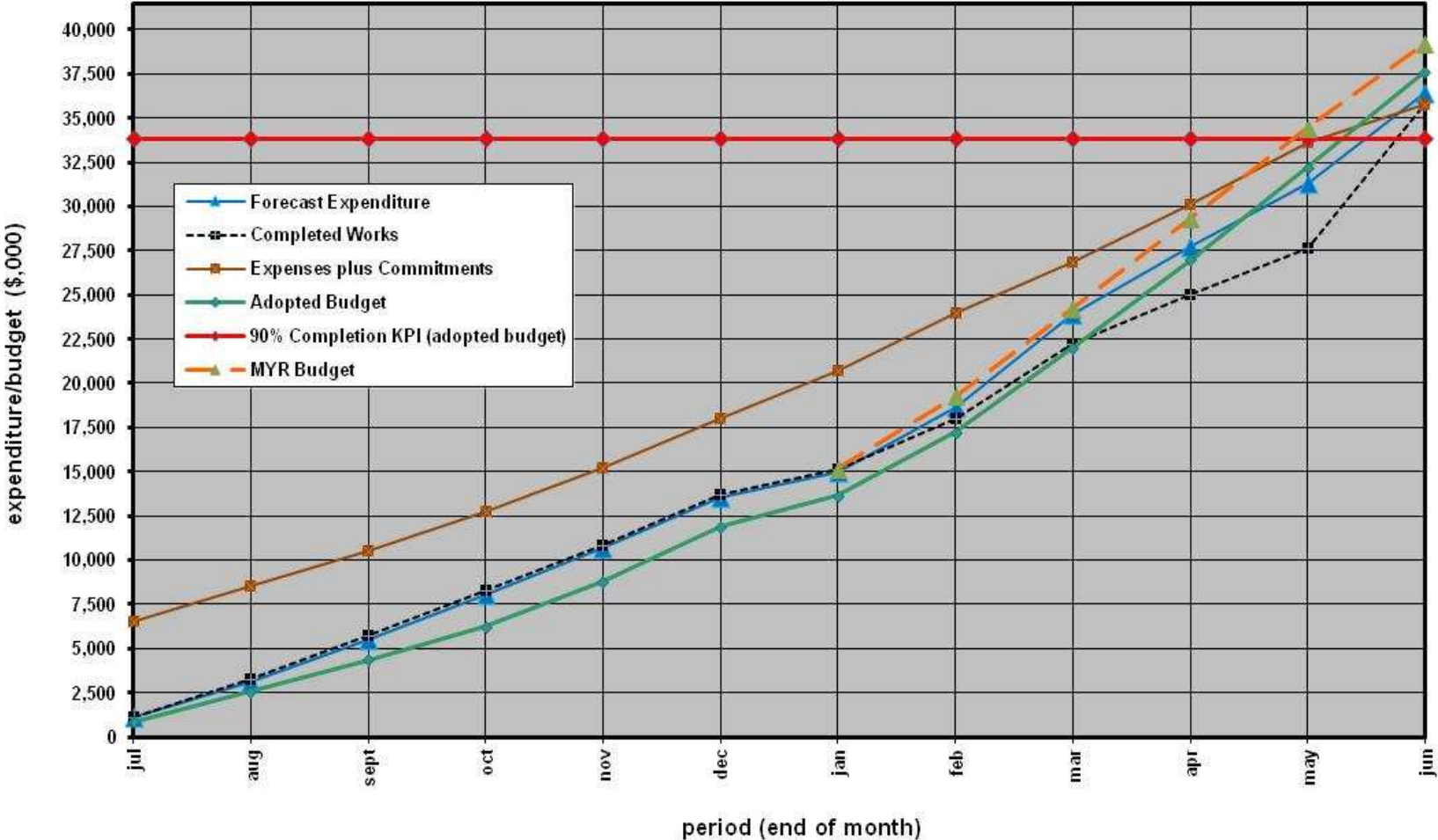
Proposed Transfers

The transfer of funds is required on the following project in order to meet current asset and service needs, to enable additional progress and effective utilisation of funds is made under the Capital Works Program.

Table H - Proposed Transfers	\$'000	Comments
• Sportsground Refurbishment Program (Deep Creek Reserve)	30	Transfer of \$30K from Zerbes Reserve Floodlighting (Line 93).
• Advanced Design Fees	64	Transfer of \$8K from Footpath Council Properties (Line 1), \$29K from New Footpath Construction (Line 5), \$20K from Road Management Strategy Traffic and Road Use (Line 17), \$4K from Traffic Control Devices Local Roads (Line 19) and \$3K from Road Management Strategy Upgrades (Line 16)
• Jumping Creek Road Strategy	23	Transfer of \$23K from Road Management Strategy Upgrades (Line 16)
• Road Safety Improvements	26	Transfer of \$26K from Road Management Strategy Upgrades (Line 16)

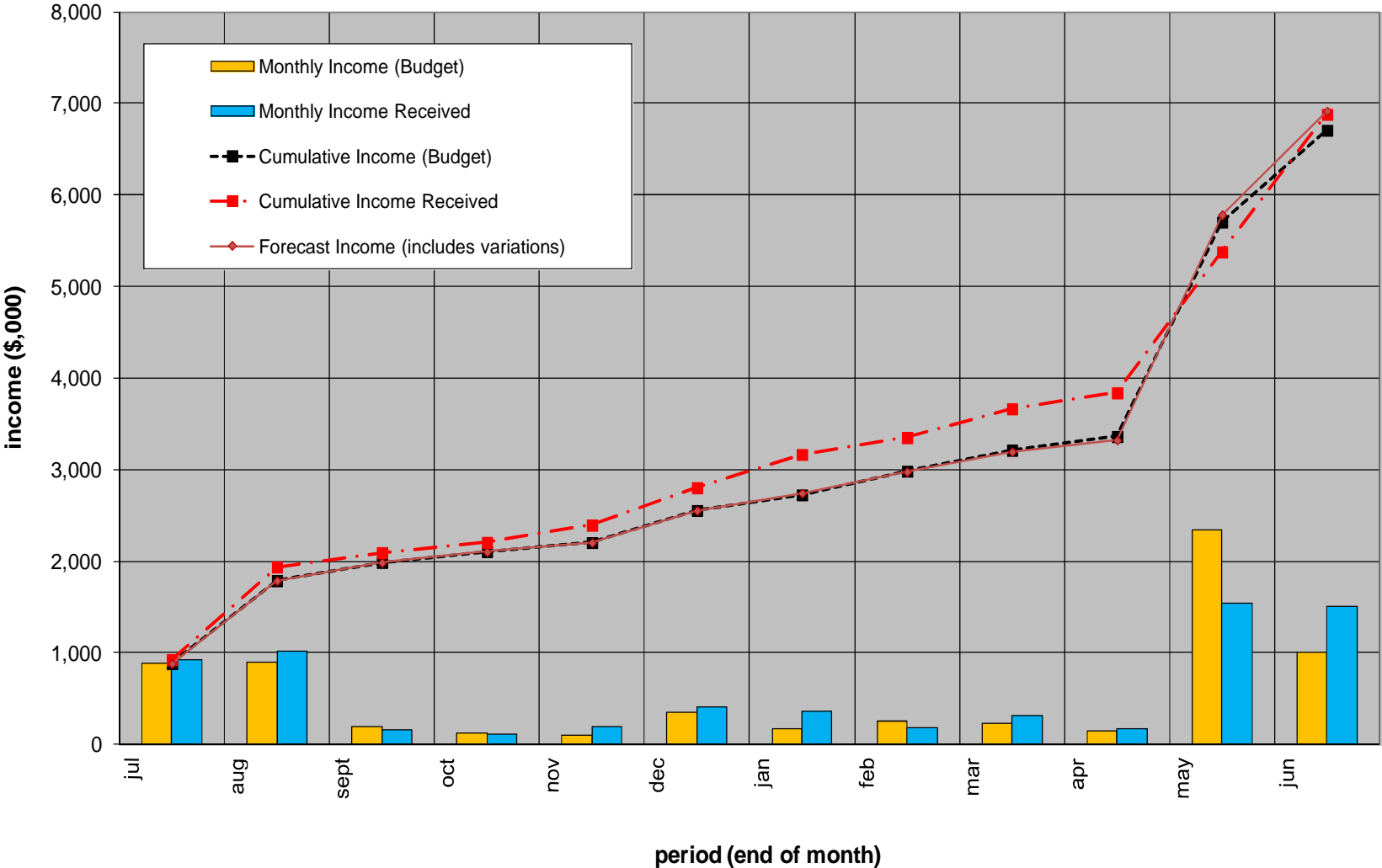
<ul style="list-style-type: none"> Traffic Control Devices Link Roads 	10	Transfer of \$10K from Road Management Strategy Upgrades (Line 16)
<ul style="list-style-type: none"> Traffic Management LATM 	24	Transfer of \$24K from Road Management Strategy Upgrades (Line 16)
<ul style="list-style-type: none"> Bicycle Strategy Implementation 	80	Transfer of \$39K from Road Management Strategy Upgrades (Line 16) and \$41K from Bus Bay Construction (Line 24)
<ul style="list-style-type: none"> Bus Shelter Installation 	5	Transfer of \$5K from Road Management Strategy Upgrades (Line 16)
<ul style="list-style-type: none"> Stintons Reserve Former landfill Site 	48	Transfer of \$48K from Road Management Strategy Upgrades (Line 16)
<ul style="list-style-type: none"> Drainage Strategy Implementation 	18	Transfer of \$18K from Road Management Strategy Upgrades (Line 16)
<ul style="list-style-type: none"> Doncaster Hill Transport Infrastructure 	21	Transfer of \$21K from Local Activity Centres (Line 34)
<ul style="list-style-type: none"> Play Spaces Development Program 	40	Transfer of \$20K from AMS Play Spaces (Line 85) and \$20K from Zerbes Reserve Toilet block (Line 64)
<ul style="list-style-type: none"> IT Help Desk Upgrade 	20	Transfer of \$20K from Zerbes Reserve Toilet block (Line 64)
<ul style="list-style-type: none"> Green Gully Linear Park 	27	Transfer of \$20K from Zerbes Reserve Toilet block (Line 64) and \$7K from Play Equipment (Line 44)
<ul style="list-style-type: none"> Doncaster Baseball Club Upgrade of Floodlights 	10	Transfer of \$10K from AMS Parks & Open Space (Floodlighting)
Total	446	

Capital Expenditure



Capital Works Income

Attachment B



Line No.	Bus Case No.	DESCRIPTION OF WORKS	ADOPTED BUDGET 2015/16 \$'000	MY REVIEW BUDGET \$'000	CURRENT EOY FORECAST \$'000	YTD BUDGET inc variat's \$'000	YTD ACTUAL inc cash payments plus accruals \$'000	YTD VARIATION Budget Vs Forecast \$'000	YTD INCOME \$'000	Concept		Planning / Approvals		Design / Specify		Tender / Procure		Construct / Implement		Comments
										Start	End	Start	End	Start	End	Start	End	Start	End	
General Infrastructure																				
1	304	Footpath Construction - Council Properties	Fcast	59	59	51	51	45	6	SEP	SEP	SEP	OCT	OCT	OCT	OCT	JAN	JAN	MAR	Completed. Works completed end of June.
		Springvale Road - Footpath to Bus Stop (North of Parklands Close)	15																	
		Anderson Creek Road - Between Tidcombe Crescent and Paltarra Crt	20																	
		Heidelberg Warrandyte Road - East of Sunset (Repairs)	10																	
		Fees	14																	
2	12	Car Park Reserves Upgrades	Fcast	24	24	24	24	22	2	-	-	-	-	-	-	-	-	SEP	JUN	Completed
3	177	Minor Capital Works Program	Fcast	177	177	177	177	173	4	JUL	AUG	AUG	SEP	OCT	DEC	DEC	FEB	MAR	JUN	Completed
		Victoria Street - Retaining Wall	36															JUL	AUG	Completed
		Landscape Drive and Serpells Road - Pram Ramps	15																	
		Cassowary Street Pram Ramps at School Crossing	5																	
		Knees Road / Park Road Intersection (Installation or Kerbing)	6																	
		Tidcombe Reserve - Way Finding Signs	2																	
		Bulleen Plaza - Bicycle Racks	3																	
		Heidelberg Warrandyte Road / Deep Creek Reserve - Zebra Crossing	2																	
		Leeds Street at Tristania - Pram Crossing	4																	
		Ayre Street at Timber Ridge - Pram Crossing	6																	
		Gregory Court - Modifications to Pram Ramps	8																	
		Templstowe Village Works - Installation of Pram Ramps	15																	
		MC2 - Splitter Island at Basement Entrance Car Park	8																	
		Springvale Road - Pedestrian Refuge	30																	
		Daniel Court to Brucedale - Earth Works.	5																	
		Fees	32							-	-	-	-	-	-	-	-	-	-	-
4	180	Advanced Design Fees 2016/17 Capital Works	Fcast	500	711	775	775	770	5											
		Jumping Creek Road Stage 1 (D)	96							-	-	-	-	NOV	JUN	-	-	-	-	Works commenced in March and will continue into 2016/17. No carry forward. Delays due to internal resourcing constraints and technical difficulties .
		Jumping Creek Road Stage 2 C&P	97							-	-	FEB	JUN	-	-	-	-	-	-	Works commenced in March and will continue into 2016/17. No carry forward. Delays due to internal resourcing constraints and technical difficulties .
		Anderson St (Porter St to James St) (D)	90							-	-	-	-	DEC	JUN	-	-	-	-	Completed
		Porter St (Roscoe to Templemore) (D)	27							-	-	-	-	NOV	JUN	-	-	-	-	Completed
		Taroona Ave PPN (Heidelberg Warrandyte Rd to Everard) (D)	18							-	-	JAN	JUN	MAY	JUN	-	-	-	-	Completed
		King Street Outfall Drain - Apple Blossum Drainage Improvements (P&D)	47							-	-	AUG	DEC	DEC	JAN	-	-	-	-	Completed. Technical issues with design. Works completed end of June.
		South Valley Road Drainage Scheme (Design)	0																	Project deferred to next year due to project planning and consultation delays
		Innasfallen Avenue	16							-	-	-	-	JUL	AUG	-	-	-	-	Completed
		Old Yarra Road (Arunga Drive to Wonga Park Reserve) PPN	15							JAN	FEB	FEB	JUN	-	-	-	-	-	-	No design phase this year. 2 year project continuing into 2016/17.
		Blackburn Road Service Road (Maxia Road to School Crossing) PPN	20																	Technical difficulties. Project deferred
		Tram Road - U Turn Facility (Between Easern Freeway and Merlin)	9																	Project incorporated with Merlin Drive
		Tram Road / Merlin Drive - Signalised Intersection Improvements	55							JAN	JAN	FEB	JUN	-	-	-	-	-	-	No design phase this year. 2 year project continuing into 2016/17.
		Reynolds Road	15							JAN	JAN	JAN	JUN	-	-	-	-	-	-	No design phase this year. 2 year project continuing into 2016/17.
		Tunstall Stage 2	24							APR	APR	MAY	JUN	-	-	-	-	-	-	No design phase this year. 2 year project continuing into 2016/17.
		Jackson Court Stage 4	36							APR	APR	MAY	JUN	-	-	-	-	-	-	No design phase this year. 2 year project continuing into 2016/17.
		Temporary Project Engineer Charges	210																	

Line No.	Bus Case No.	DESCRIPTION OF WORKS	ADOPTED BUDGET 2015/16 \$'000	MY REVIEW BUDGET \$'000	CURRENT EOY FORECAST \$'000	YTD BUDGET inc variat's \$'000	YTD ACTUAL inc cash payments plus accruals \$'000	YTD VARIATION Budget Vs Forecast \$'000	YTD INCOME \$'000	Concept		Planning / Approvals		Design / Specify		Tender / Procure		Construct / Implement		Comments	
										Start	End	Start	End	Start	End	Start	End	Start	End		
5	354	New Footpath Construction (PPN)	Fcast	1,101	1,157	1,143	1,143	778	365												
		Bowmore Ave PPN	44							-	-	-	-	-	-	-	-	JUL	OCT	Completed	
		Springvale Rd (Serpells to South of Wallace)	143							-	-	-	-	-	-	-	-	JUL	NOV	Completed	
		Springvale Rd (Retirement Village to Leslie)	12							-	-	-	-	-	-	-	-	JUL	OCT	Completed	
		Tresize / Brackenbury / Anderson	218						15	-	-	-	-	-	-	-	JUL	OCT	OCT	JAN	Consultation delays. Works completed end of June
		Yarra Rd	277							-	-	-	-	-	-	-	JUL	SEP	OCT	DEC	Completed
		Templestowe Road - Between No 24 and 38	156							-	-	-	-	-	-	-	NOV	DEC	-	-	Completed. Tender only this year. 2 year project continuing into 2016/17.
		Parker Street - Union to Ruffey	120							-	-	-	-	-	-	-	NOV	DEC	-	-	Completed. Tender only this year. 2 year project continuing into 2016/17.
		Park Road - Pram Ramps	40							-	-	-	-	OCT	OCT	OCT	DEC	DEC	FEB	Completed. Works completed end of June. Additional survey required	
		Serpells Road (Sarah Crescent to School Crossing) PPN (C,P & D)	65																		Project deferred to 2016/17, to be included with Advanced Design Fees
		Pram Ramps On PPN - Various Locations	0																		Project deferred. Funds allocated to other Footpath projects
		Park Road - Paving Under Guard Rail	35							-	-	-	-	-	-	-	AUG	SEP	SEP	NOV	Completed
		Harris Gully Road - Service Road (Balance of Fees and Landscaping)	33							-	-	-	-	JAN	FEB	FEB	MAR	MAR	MAY	Completed. Works completed end of June.	
6	437	Stintons Reserve Former Landfill Site (Rehabilitation)		102	390	438	438	438	0												\$98K carry forward adjustment from 2014/15
		Leachate Management System (Ponds)								-	-	-	-	-	-	-	-	JUL	NOV	Completed	
		Leachate Management (Electrical & Mechanical)								-	-	-	-	JUL	AUG	AUG	SEP	SEP	NOV	Completed. Works completed end of June. Delays due to equipment testing.	
7	311	Energy Efficiencies		325	265	212	212	184	28												\$70K carry forward adjustment from 2014/15. In order to obtain maximum benefit and value with the replacement of street light fittings that will result in a reduction in Council's operating costs, it is proposed that the works be undertaken over a two year period resulting in the need to carry forward \$183K to complete the project in 2016/17.
8	312	Water Initiatives	Fcast	118	118	118	118	104	14												
		BESS - Water Calculator	15							-	-	-	-	JUL	JUN	-	-	-	-	-	
		Zerbes Reserve Toilet Block - Stormwater Recycling	20							JUL	SEP	OCT	NOV	DEC	MAR	FEB	APR	APR	JUN	Completed	
		Rieschiecks Reserve Filter Replacement	15							-	-	-	-	-	-	-	JUL	JUL	AUG	SEP	Completed
		Existing WSUD Assets - Design Alterations	68							JUL	SEP	SEP	OCT	OCT	DEC	DEC	FEB	FEB	JUN	Completed	
9	PB	Cleaner Yarra Litter Hotspots Program		66	82	21	21	1	20	72	JUL	SEP	SEP	OCT	OCT	DEC	DEC	FEB	FEB	MAY	\$16K additional income received in 2014/15. Delay due to re-defining of scope. Works will not be completed this financial year. \$61K carry forward to 2016/17
10	404	Draught Proofing Civic Offices		114	0	0	0	0	0												Project will not proceed following the recent replacement of external windows at the Civic Centre and future relocation of the cooling towers scheduled for 2016/17.
11	424	Leeds Street Indented Parking Bays		300	0	0	0	0	0												Project deferred to 2016/17.
		Transport																			
12	S5	Jumping Creek Rd - Road Management Strategy	Fcast	20	20	43	43	48	-5												
		Service Alterations	20							-	-	-	-	-	-	-	-	-	JUL	JAN	Completed. Works completed end of June. Service authority negotiation delays.
13	310	Road System Improvements (Open Culvert Rehabilitation)		59	59	59	59	66	-7												Completed
14	S3	Road Safety Improvements - Local Roads	Fcast	105	135	135	135	92	43												
		Whittens Lane Turn Area	118							-	-	-	-	-	-	-	AUG	SEP	SEP	DEC	Completed. Works completed end of June. Contractor availability issues.
		Heidelberg Warrandyte Road Near Templemore - Pedestrian Refuge	13							-	-	-	-	-	-	-	-	-	JUL	AUG	Completed - streetlighting and balance of fees
		Heidelberg Warrandyte Road Near Hadley Court - Pedestrian Refuge	4																		Balance of fees
15	S6	Road Safety Improvements - Collector & Link Roads	Fcast	89	118	144	144	143	1	90											
		Manningham Disc - Entrance to Car Park (Springvale Road)	98							-	-	-	-	-	-	-	SEP	OCT	OCT	DEC	Completed
		Blackburn Road - Pines Shopping Centre	10							JAN	JAN	JAN	MAR	MAR	MAR	MAR	APR	APR	JUN	Completed	
		Fees	10																		

Line No.	Bus Case No.	DESCRIPTION OF WORKS	ADOPTED BUDGET 2015/16 \$'000	MY REVIEW BUDGET \$'000	CURRENT EOY FORECAST \$'000	YTD BUDGET inc variat's \$'000	YTD ACTUAL inc cash payments plus accruals \$'000	YTD VARIATION Budget Vs Forecast \$'000	YTD INCOME \$'000	Concept		Planning / Approvals		Design / Specify		Tender / Procure		Construct / Implement		Comments	
										Start	End	Start	End	Start	End	Start	End	Start	End		
16	S7	Road Management Strategy Upgrades - Council Link	Fcast	2,602	2,338	2,142	2,142	2,135	7	1,532										\$371 R2R income to be claimed in 2015/16. Additional \$381K of R2R income to be received in 2015/16 - reintroduction of the CPI fuel excise.	
		King Street Service Alterations	474										SEP	JUN						Completed. 2 year project.	
		Tindals / Stintons Roundabout Balance of Fees	11																	Completed. Balance of Fees	
		Tindals Road - Stage 2 (including street lighting)	1349														JUL	JAN		Completed. Negotiation delays with school.	
		Heads Rd / Whitefriars Way - Roundabout	136										JUL	FEB	FEB	APR	APR	JUN		Compliance permit issues. 2 year project. No carry forward	
		Heads Rd Wattamolla - Intersection Treatment	172										JUL	OCT	OCT	DEC	DEC	MAR		Completed. Works completed end of April	
17	S1	Road Management Strategy - Traffic and Road Use	Fcast	151	251	231	231	238	-7											\$79K carry forward adjustment from 2014/15	
		Heads Rd - Widening on Bends & Safety Improvements	108										JUL	OCT	OCT	NOV	NOV	MAR		Completed. Works completed end of April	
		Heads Road - Blister Island	98														JUL	AUG		Completed	
		Beverley Street - Speed Hump at School Crossing	25												NOV	DEC	DEC	FEB		Completed. Works completed end of June. Contractor delays.	
18	S6	Traffic Control Devices Council Link (Arterial)	Fcast	59	59	69	69	74	-5	56											
		Lawford Rd - Turning Area	69														JUL	AUG		Completed	
19	S3	Traffic Control Devices Local Roads	Fcast	35	35	31	31	31	0	36	JUL	AUG	AUG	SEP	SEP	SEP	NOV	NOV	MAY		
		Blackburn Rd & May St	13																	Completed	
		Richard Street and Hillveiv Parade	11																	Completed	
		Fees	7																	Completed	
20	S3	Traffic Management LATM Construction	Fcast	165	206	230	230	211	19	116										\$20K carry forward adjustment from 2014/15	
		Beverley Street / Kara Street - Roundabout	110													OCT	NOV	DEC	APR	Completed. Works completed end of June. Contractor delays.	
		Beveley Street / Milan Street - Roundabout	120													OCT	FEB	FEB	APR	Completed. Works completed end of June. Contractor delays.	
21	313	Additional Street Lighting Council		47	47	47	47	53	-6									JUL	JUN	Completed	
22	314	Street Lighting Replacement Program (Low Energy Lighting)		32	32	32	32	26	6									JUL	JUN	Completed	
23	S4	Bicycle Strategy Implementation	Fcast	474	484	564	564	445	119	308										\$10K carry forward adjustment from 2014/15	
		Park Road Shared Path (Paddys Lane to Creek)	170											OCT	NOV	NOV	JAN	JAN	APR	Delays due to gas main alterations, planning permit now required. Works to be completed by June.	
		Serpells Rd / Tuckers Rd	42											OCT	MAY					Delays with land acquisition negotiations. Works continuing 2016/17	
		Ruffey Lake Park - Asphalt Works	9															NOV	DEC	Completed	
		Blackburn Road - Between Anderson Creek Road and Zerbes Reserve	50								NOV	NOV	NOV	DEC	JAN	JAN	JAN	FEB	FEB	APR	Completed. Works completed end of June. Contractor delays.
		Church Road Between Doncaster Road and Ibis Street	130								NOV	DEC	DEC	JAN	JAN	FEB	FEB	MAR	MAR	MAY	Completed. Works completed end of June. Contractor delays.
		George Street - Windamere to Blackburn Road.	160								JAN	JAN	JAN	FEB	FEB	MAR	MAR	APR	APR	JUN	Completed
		Denhart Street Shared Path - Balance of Fees	3																	Balance of Fees	
24	118	Bus Bay Construction	Fcast	47	47	6	6	10	-4	50											
		Homestead Road - South of Jumping Creek Road	47								JAN	FEB	JAN	FEB	FEB	MAR				Completed. Planning permit required, which was identified at concept stage. Concept planning and design only this year.	
25	181	Bus Shelter Intallation	Fcast	50	50	55	55	40	15												
		69 Thompsons Road	50								SEP	OCT	OCT	NOV	NOV	DEC	DEC	JAN	JAN	FEB	Completed
		Drainage																			
26	S2	Miscellaneous Drainage Improvements	Fcast	213	213	213	213	216	-3		JUL	SEP	SEP	DEC	DEC	FEB	FEB	MAR	MAR	JUN	Completed
		486 Ringwood Warrandyte Road	35																		
		1A Pinnacle Crescent	20																		
		Byson Road	12																		
		42 Granard Avenue	14																		

Line No.	Bus Case No.	DESCRIPTION OF WORKS	ADOPTED BUDGET 2015/16 \$'000	MY REVIEW BUDGET \$'000	CURRENT EOY FORECAST \$'000	YTD BUDGET inc variat's \$'000	YTD ACTUAL inc cash payments plus accruals \$'000	YTD VARIATION Budget Vs Forecast \$'000	YTD INCOME \$'000	Concept		Planning / Approvals		Design / Specify		Tender / Procure		Construct / Implement		Comments		
										Start	End	Start	End	Start	End	Start	End	Start	End			
		5 Pinewood Drive	15																			
		2 & 6 Mozart Circle	10																			
		15 Beauty Gully Road	8																			
		54 Millicent Street	5																			
		4 Masonic Avenue	5																			
		29-31 Alva Avenue	15																			
		37-39 North Valley Road	5																			
		308 Yarra Road	15																			
		Subdivision Works	16																			
		Fees	38																			
27	S2	Drainage Strategy	<i>Fcast</i>	3,183	2,679	741	741	712	29												\$108K carry forward adjustment from 2014/15.	
		Bolin Bolin Wetlands	31						406			JUL	NOV			SEP	NOV	NOV	JUN		Negotiation delays have been encountered in seeking resolution from an external funding partner regarding the current funding shortfall and the ongoing operational costs. As a result, the project will not be sufficiently advanced to enable the current allocation of funds to be spent this financial year resulting in the need to carry forward \$785K to complete the project in 2016/17.	
		Flood Mapping	100													DEC	FEB	FEB	MAY		Completed	
		Delatite Court Erosion	58															JUL	NOV		Completed	
		Gregory Court	117									JUL	DEC			DEC	FEB	FEB	MAY		Delays with planning permit. Works commenced in April. \$518K Carry forward to 2016/17.	
		Thea Grove	35															JUL	AUG		Completed	
		Park Road Outfall Drain	24															JUL	JUL		Completed	
		37 Feathertop Drive	5															JUL	AUG		Completed	
		Rosella / Cassowary Stage 2	10															JUL	OCT		Completed	
		Birrarung Park Landscaping	24													JAN	FEB	FEB	MAR		Completed	
		Porter Street Landscaping	13													FEB	MAY	MAY	JUN		Completed	
		Devon Drive	160													AUG	OCT	OCT	DEC		Completed. Works completed in April.	
		King Street - Outfall Stage 1	0																		Project deferred due to delays with resolving design and consultation with residents. \$74K carry forward to 2016/17.	
		Melbourne Hill Road Drainage Scheme (C,P & D)	31									DEC	FEB	FEB	JUN	MAY	JUN				Project is not sufficiently advanced due to risk of appeal by residents. \$159K carry forward to 2016/17.	
		10 Prospect Road - Drainage Improvements	24									NOV	DEC	JAN	JAN	JAN	FEB				Project delayed due to the need to develop several concept proposals, prior to resolving a feasible solution. Planning and design only. Construction in 2016/17. \$236K carry forward to 2016/17	
		Oban Road Culvert Works	104									OCT	OCT	OCT	FEB	FEB	FEB	FEB	APR	APR	JUN	Completed. 2 year project continuing into 2016/17
		4-6 Yarra Street	5																		Balance of fees	
		Streetscape																				
28	324	Streetscape Improvement		351	351	351	351	355	-4													
		Street tree planting & tree removals																	JUL	JUN		Completed
		Paving of traffic islands																	NOV	JUN		Completed
29	325	Streetscape Improvements - Tree Planting		68	68	68	68	70	-2										JUL	JUN		Completed
30	326	Subdivisions Street Tree Planting		47	47	47	47	47	0										JUL	JUN		Completed
		Townscape Schemes																				
31	100	Street Furniture Throughout City	<i>Fcast</i>	89	93	93	93	127	-34	39												
		SV Grant & Kepp Australia Beautiful grant for prototype bins		44											JUL	DEC	FEB	FEB	MAR	JUN		Completed
		Standard seats, bins, bike racks & drinking fountains		49													AUG	APR	NOV	JUN		Completed
32	104	City Signage Project	<i>Fcast</i>	53	53	53	53	51	2													
		Shopping Centre Signage		5											SEP	OCT			FEB	FEB		Completed. Works completed in March

Line No.	Bus Case No.	DESCRIPTION OF WORKS	ADOPTED BUDGET 2015/16 \$'000	MY REVIEW BUDGET \$'000	CURRENT EOY FORECAST \$'000	YTD BUDGET inc variat's \$'000	YTD ACTUAL inc cash payments plus accruals \$'000	YTD VARIATION Budget Vs Forecast \$'000	YTD INCOME \$'000	Concept		Planning / Approvals		Design / Specify		Tender / Procure		Construct / Implement		Comments	
										Start	End	Start	End	Start	End	Start	End	Start	End		
		Open Space & facilities signage	23							-	-	-	-	AUG	APR	-	-	OCT	JUN	Completed	
		Trail and interp signage (not stencils)	25							-	-	-	-	SEP	OCT	-	-	FEB	FEB	Completed	
Neighbourhood Activity Centres																					
33	272A	Neighbourhood Activity Centres	Fcast	670	784	784	784	693	91	45										\$74K carry forward adjustment from 2014/15. \$15K additional income received in advance in 2014/15. Additional \$25K State grant to be received in 2015/16	
		Jackson Court - Stage 3	173								-	-	-	-	-	-	-	JUL	NOV	Completed	
		Jackson Stage - Stage 4	327								-	-	OCT	NOV	NOV	MAR	DEC	FEB	FEB	JUN	Completed. 2 year project
		Tunstall Square Stage 1	20								-	-	-	-	-	-	-	JUL	AUG	Completed	
		Tunstall Square Stage 2	247								AUG	OCT	OCT	NOV	NOV	DEC	JAN	MAR	MAR	JUN	Completed
		Fees	17																		
Local Activity Centres																					
34	272B	Local Activity Centres	Fcast	99	99	78	78	52	26												
		Lucky Corner	30								-	-	-	-	-	-	-	JAN	FEB	Completed. Works completed in March	
		Doncaster Road (JJ Tully Drive)	48								-	-	-	JAN	FEB	MAR	APR	MAY	JUN	Completed. 2 year project	
Linear Parks																					
35	284	Mullum Mullum Linear Park Stage 3	Fcast	1,391	1,391	322	322	342	-20	585											
		Footbridge & Trail Construction	31								-	-	JUL	SEP	SEP	OCT	AUG	OCT	OCT	JUN	Project will not be completed this financial year due to planning permit compliance issues, tender approval delays and contractor availability issues. The project will not be sufficiently advanced to enable the entire allocation of funds to be spent this financial year. As a result, \$1,069K is to be carried forward to complete the works in 2016/17.
		Other Management Plan Actions	266								-	-	-	-	-	-	SEP	FEB	OCT	JUN	Completed
		Bushland Management	25								-	-	-	-	-	-	-	JUL	JUN	Completed	
36	337	Mullum Mullum Creek Linear Park Stage 1/Currawong	Fcast	170	170	110	110	93	17												
		Path Upgrades	80								SEP	OCT	NOV	FEB	OCT	NOV	FEB	FEB	MAR	MAY	Completed. Works completed end of June
		Signage	4								OCT	NOV	-	-	-	-	DEC	DEC	FEB	JUN	Delays encountered due to supplier issues for the replacement of major signage around the main entrance to Currawong Park and Conference Centre. \$60K carry forward to 2016/17.
		Other Management Plan Actions	14								-	-	-	-	-	-	-	FEB	JUN	Completed	
		Bushland Management	12								-	-	-	-	-	-	-	JUL	JUN	Completed	
Open Space																					
37	279	Bushland Management Strategy	53	53	53	53	53	48	5												
38	333	Implementation of Concept Plans	35	35	35	35	35	37	-2					AUG	JAN	OCT	MAR	OCT	JUN	Completed	
39	331	Miscellaneous Open Space Projects	21	21	21	21	21	25	-4									OCT	JUN	JAN	Completed
40	332	Open Space Development Program (prev Land Purchases Open Space)	Fcast	300	300	2,163	2,163	2,088	75												
		Whitefriars College Land purchase	150								-	-	-	-	-	-	-	-	DEC	DEC	Completed.
		Westwood Reserve	85								SEP	OCT	NOV	DEC	NOV	FEB	MAR	MAR	APR	JUN	Completed. Further works occurring in 2016/17. Works to be funded from next years allocation
		Wetherby Reserve	65								SEP	OCT	NOV	DEC	NOV	FEB	-	-	-	-	Completed. Project continuing into 2016/17. Works to be funded from next years allocation
		Glennville Court	1863								-	-	-	-	-	-	-	-	MAR	MAR	Completed
Community Services																					
41	151	Aquarena - Master Plan Implementation		5,163	6,733	6,733	6,733	7,853	-1,120	577											\$500K SRV income and \$73K Tax Grant claimed in 2015/16.
		Stage 4, 5 & 6									-	-	-	-	-	-	-	-	JUL	JUN	Completed
42	419	Civic Precinct Identification Signage		67	67	67	67	52	15	4	JUL	SEP	SEP	OCT	OCT	JAN	DEC	FEB	FEB	MAY	Completed
43	109	Public Art Program		21	21	21	21	18	3		-	-	-	-	-	-	-	-	JUL	JUN	Completed
44	322	Replace Play Equipment CC Facilities		24	24	17	17	15	2		-	-	-	-	-	-	-	-	AUG	JUN	Completed

Line No.	Bus Case No.	DESCRIPTION OF WORKS	ADOPTED BUDGET 2015/16 \$'000	MY REVIEW BUDGET \$'000	CURRENT EOY FORECAST \$'000	YTD BUDGET inc variat's \$'000	YTD ACTUAL inc cash payments plus accruals \$'000	YTD VARIATION Budget Vs Forecast \$'000	YTD INCOME \$'000											Comments		
										Concept		Planning / Approvals		Design / Specify		Tender / Procure		Construct / Implement				
										Start	End	Start	End	Start	End	Start	End	Start	End			
45	323	Miscellaneous - Community Facilities	35	35	35	35	34	1		-	-	-	-	-	-	-	-	JUL	JUN	Completed		
46	240	Yarra St - Pride of Place	Fcast	330	430	123	123	142	-19	27										\$60K carry forward adjustment from 2014/15		
		New Toilet Block at Bakery	192															JUL	NOV	JAN	MAR	Delays due to Melbourne Water Approval (Flood Plan), land aquisition and asbestos investigation. Additional \$27K received from the Bakery. Delay due to \$294K to be carried forward to 2016/17
		Streetscape works - west of roundabout	97								OCT	OCT	OCT	JAN	JAN	FEB	FEB	APR	APR	JUN	Planning permit required by 3rd party. Continuing in 2016/17. \$196K to be carried forward to 2016/17	
		Museum path	30																		Project deferred. Works to be undertaken in 2016/17.	
		Parks & Recreation																				
47	343	100 Acres Reserve Management Plan	Fcast	327	327	202	202	161	41													
		Domeney Reserve Toilet Block	140								-	-	JUL	SEP	SEP	JAN	DEC	FEB	FEB	MAY	Completed. Works completed end of June	
		Signage	15								JUL	OCT	-	-	-	-	NOV	DEC	FEB	MAY	Delays encountered due to supplier issues for the installation of signs. \$105K carry forward to 2017/18	
		Path Construction	10								-	-	-	-	-	JAN	JAN	FEB	APR	Delays encountered due to rescoping of design and contractor availability. \$20K carry forward to 2016/17.		
		Other Management Plan Actions	22								SEP	DEC	-	-	-	-	FEB	FEB	APR	JUN	Completed	
		Bushland Management	15								-	-	-	-	-	-	-	-	AUG	JUN	Completed	
48	375	Colman Park Pavilion Extension	425	80	80	80	53	27													Given the current funding shortfall and ongoing delays in reaching agreement with the club on the build option for the Colman Park pavilion upgrade, the project will not be sufficiently advanced to enable the current allocation of funds to be spent this financial year. \$345K is to be transferred to Mullum Mullum Highball (Line 56) and the transferred amount restored in 2016/17. A project shortfall of \$843K has been identified for the club option and additional funding has been included in the 2016/17 budget. (\$648K Council and \$195K club contribution)	
49	429	Donvale Reserve Management Plan	284	187	37	37	57	-20														
		Pavillion Refurbishment									JUL	SEP	SEP	JAN	JAN	APR	MAY	JUN	-	-	Planning and design only. Design completed end of June. \$150K of unspent to be carried forward to undertake construction works in 2016/17 following consultation with the sports club.	
50	407	Implementation of Finns Reserve Management Plan	Fcast	319	319	189	189	193	-4													
		Footbridge	120								-	-	JUL	OCT	JUL	AUG	JUL	SEP	SEP	MAY	Delays in obtaining Melbourne water approval. \$130K carry forward to 2016/17	
		River Access & Paths	50								SEP	OCT	NOV	MAR	-	-	FEB	MAR	APR	MAY	Completed. Works completed end of June.	
		Other Management Plan Actions	14								SEP	DEC	-	-	-	-	-	-	FEB	MAR	Completed. Fees only - end of June	
		Bushland Management	5								-	-	-	-	-	-	-	-	JUL	JUN	Completed	
51	248	Green Gully Linear Park	100	100	127	127	129	-2														
		Path Construction									-	-	-	-	AUG	SEP	SEP	OCT	OCT	APR	Completed. Works completed end of June. Consultation delays with owners (removal of private structures from reserve)	
		Signage									-	-	-	-	-	-	OCT	DEC	FEB	MAY	Completed. Supply of signs only - end of June.	
52	198	Implementation of Horse Riding Strategy	48	92	12	12	16	-4														
		Gold Memorial Road Retaining Walls									-	-	-	-	NOV	FEB	JAN	MAR	MAR	JUN	Delays due to time required for the redesign of road side verge widening to keep within planning permit allowance for vegetation removal. \$80K carry forward to 2016/17	
53	341	Koonung Creek Linear Park Management Plan	Fcast	300	300	195	195	193	2													
		Koonung Creek Trail - Church Road South to Koonung Linear Trail	65								AUG	SEP	SEP	OCT	OCT	NOV	NOV	DEC	DEC	MAR	Delays in finalising the cultural heritage management plan that is a statutory requirement before the shared path works can commence. \$105K to be carried forward to 2016/17.	
		Path & Drainage works	120								SEP	OCT	NOV	MAR	NOV	MAR	APR	APR	MAY	JUN	VicRoads approval required. Works to continue into 2016/17	
		Other Management Plan Actions	0																		Project cancelled	
		Bushland Management	10								-	-	-	-	-	-	-	-	JUL	JUN	Completed	
54	410	Koonung Park Upgrade of Floodlights	180	180	199	199	215	-16	137	JUL	SEP	SEP	NOV	NOV	FEB	FEB	MAR	APR	JUN	Completed		
55	235	Miscellaneous General Leisure	118	118	98	98	88	10													Completed	
56	377	Mullum Mullum Highball Facility	Fcast	890	2,081	2,431	2,431	2,292	139	91											\$38K of additional income received in advance in 2014/15. Additional \$53K of Melbourne Water income received in 2015/16.	

Line No.	Bus Case No.	DESCRIPTION OF WORKS	ADOPTED BUDGET 2015/16 \$'000	MY REVIEW BUDGET \$'000	CURRENT EOY FORECAST \$'000	YTD BUDGET inc variat'n \$'000	YTD ACTUAL inc cash payments plus accruals \$'000	YTD VARIATION Budget Vs Forecast \$'000	YTD INCOME \$'000	Concept		Planning / Approvals		Design / Specify		Tender / Procure		Construct / Implement		Comments
										Start	End	Start	End	Start	End	Start	End	Start	End	
		Car park and early works	1891							-	-	-	-	-	-	JUL	SEP	OCT	MAR	Completed. Works completed end of June.
		Infrastructure Plan - Stage 1	190							-	-	JUL	JAN	JUL	JAN	JAN	MAY	-	-	Works continuing in 2016/17. No construction this year.
57	426	Park Avenue Reserve Synthetic Soccer Pitch	954	90	90	90	100	-10	90	JUL	JUL	JUL	JUL	JUL	SEP	SEP	NOV	NOV	JUN	Project planning and consultation delays have been encountered with the club in finalising the scope of works. The works will need to be undertaken during the non sporting season (late autumn and winter) when disruption to the club and sports ground users will be minimised. As a result, the project will not be sufficiently advanced to enable the majority of funds to be spent this financial year. \$169K carry forward to 2016/17. A further \$550K is to be transferred to Mullum Mullum Highball (Line 56) and the transferred amount restored in 2016/17. A project shortfall of \$359K has also been identified to successfully deliver the project, and additional funds have been included in the 2016/17 budget.
		Car park and early works								-	-	-	-	-	-	MAR	APR	APR	APR	Completed. Works completed end of June
58	36	Playspaces Development Program	Fcast	497	497	537	537	-5	60											Completed
		Maintenance Works from Audit	65							-	-	-	-	-	-	-	-	AUG	JUN	Completed
		Fitness Equipment	138							-	-	-	-	-	-	-	-	AUG	OCT	Completed. Works completed end of December
		Park / Playspace Upgrades	294							JUL	OCT	JUL	OCT	JUL	DEC	OCT	FEB	JUL	JUN	Completed. Scope of works increased.
59	430	Sheahans Road Highball Facility	1,400	100	79	79	61	18	0	JUL	SEP	AUG	SEP	SEP	DEC	NOV	JAN	JAN	JUN	The successful delivery of the project is dependent on a contribution from the Buleen Templestowe Basketball club, which is required prior to the signing of the contract to commence works. The clubs contribution is currently under review and, as a result, the project will not be sufficiently advanced to enable the majority of funds to be spent this financial year. \$221K carry forward to 2016/17. SRV income and club contribution to be received in 2016/17.
60	NEW	Sheahans Road Reserve Upgrade		100	0	0	5	-5												Project deferred. Transfer of \$100K to Aquarena (Line 40).
61	54	Sportsground Refurbishment/Drainage Program	Fcast	383	438	474	556	-82	72											Additional \$55K of SRV income claimed in 2015/16
		Stintons Rd Oval Refurbishment	227							-	-	-	-	-	-	-	-	JUL	DEC	Completed. Works delayed due to vandalism issues
		Wong Park Reserve Floodlighting	111							-	-	-	-	-	-	JUL	AUG	AUG	NOV	Completed. Works completed end of March
		Various Reserves	136							-	-	-	-	-	-	-	-	SEP	JUN	Completed
62	224	Tennis Club Strategy		113	113	23	30	-7	24	-	-	JUL	SEP	SEP	OCT	NOV	DEC	FEB	JUN	Delays encountered due to tender approval issues and contractor availability. \$55K carry forward to 2016/17.
63	271	Tikalara Park Development		50	50	30	30	-186		-	-	JUL	JUN	-	-	-	-	-	-	Delays due to time required to complete cultural heritage field investigation and survey. \$20K carry forward to 2016/17.
64	166	Zerbes Reserve Management Plan	Fcast	293	293	233	216	233												
		Toilet Block	140							JUL	SEP	SEP	JAN	NOV	FEB	JAN	FEB	FEB	JUN	Completed
		Signage	15							SEP	OCT	-	-	-	-	NOV	DEC	FEB	MAY	Completed. Works completed end of June
		Other Management Plan Actions	73							SEP	OCT	-	-	-	-	NOV	DEC	FEB	MAY	Completed. Works completed end of June
		Bushland Management	5							-	-	-	-	-	-	-	-	JUL	JUN	Completed
		Municipal Offices																		
65	183	Civic Office / Depot Minor Upgrades		59	153	153	219	-66		-	-	-	-	-	-	-	-	JUL	JUN	Completed. Overspend due to urgent works being undertaken in response to a WorkSafe audit at the Depot and Electromagnetic Radiation (EMR) issues identified at the Civic Centre.
66	170	Furniture & Equipment	Fcast	43	43	43	28	15												
		Function Centre	20							-	-	-	-	-	-	-	-	JUL	JUN	Completed
		General Items	23							-	-	-	-	-	-	-	-	JUL	JUN	Completed
		IT Strategy Initiatives																		
67	136A	IT Strategy Initiatives - Other		188	188	188	187	1		JUL	SEP	OCT	OCT	NOV	DEC	JAN	JAN	FEB	JUN	Completed
		ESD Initiatives																		
68	136B	Computer Infrastructure Replacement - (Servers)		53	53	53	53	-2		JUL	SEP	OCT	OCT	NOV	DEC	JAN	JAN	FEB	JUN	Completed
69	136C	Other Computer Infrastructure		53	53	53	53	-2		SEP	SEP	OCT	OCT	OCT	OCT	NOV	NOV	DEC	MAR	Completed
70	412	City Intelligence Pilot		50	50	50	50	0		JAN	JAN	FEB	FEB	MAR	APR	MAY	MAY	JUN	JUN	Completed
71	402	eLearning Software		0	20	20	3	17		-	-	-	-	-	-	-	-	JUL	DEC	Completed. Works completed end of June. \$20K carry forward adjustment from 2014/15.

Line No.	Bus Case No.	DESCRIPTION OF WORKS	ADOPTED BUDGET 2015/16 \$'000	MY REVIEW BUDGET \$'000	CURRENT EOY FORECAST \$'000	YTD BUDGET inc variat's \$'000	YTD ACTUAL inc cash payments plus accruals \$'000	YTD VARIATION Budget Vs Forecast \$'000	YTD INCOME \$'000	Schedule												Comments
										Concept		Planning / Approvals		Design / Specify		Tender / Procure		Construct / Implement				
										Start	End	Start	End	Start	End	Start	End	Start	End			
72	273	GIS/ GPS Initiatives	24	24	24	24	24	0		JUL	SEP	OCT	OCT	NOV	DEC	JAN	JAN	FEB	JUN	Completed		
73	392	Intranet Redevelopment	15	15	15	15	24	-9		-	-	-	-	-	-	-	-	-	JUL	SEP	Completed	
74	417	IT Helpdesk Upgrade	60	60	80	80	84	-4		JUL	SEP	OCT	OCT	NOV	DEC	JAN	JAN	FEB	APR	Completed		
75	420	Invoice Scanning Solution	100	152	76	76	76	0		SEP	SEP	OCT	OCT	NOV	DEC	JAN	JAN	FEB	APR	Project planning and internal resourcing delays. Implementation to commence next financial year 2 year project. \$76K carry forward to		
76	413	Mobile Computing Initiatives	40	40	40	40	38	2		JAN	JAN	FEB	FEB	MAR	APR	MAY	MAY	JUN	JUN	Completed		
77	384	Purchase & Implement Project & Contract Management Solution	200	0	36	36	38	-2		JUL	SEP	OCT	OCT	NOV	DEC	JAN	JAN	FEB	JUN	The project is presently focussed on improving and maturing project management disciplines and processes that will ultimately translate into a corporate wide technology solution. The project will not be sufficiently advanced due to project planning and internal resourcing issues to enable the entire allocation of funds to be spent this financial year. \$236K carry forward to 2016/17.		
78	385	Purchase of Risk Management & Audit, PDR Software	120	120	82	82	78	4		JUL	SEP	OCT	OCT	NOV	DEC	JAN	JAN	FEB	JUN	Software testing and vendor sign off issues. Delays encountered with risk and audit management vendor selection. \$38K carry forward to 2016/17		
79	346	Replacement of Asset Management System	180	180	114	114	125	-11		JUL	OCT	OCT	NOV	DEC	JAN	FEB	MAR	MAR	JUN	Project planning and approval delays due to elongated vendor selection process involving a detailed gap analysis of intended project delivery processes and framework, combined with module demonstrations and a negotiated implementation schedule. \$148K carry forward to 2016/17		
80	347	Replacement of SKK (Aged Care System) / ADS Equipment	40	40	40	40	41	-1		-	-	-	-	-	-	-	-	-	JUL	DEC	Completed	
81	415	Tea Replacement	60	60	0	0	0	0		JAN	JAN	FEB	FEB	MAR	APR	MAY	MAY	JUN	JUN	Project scoping and internal resourcing delays. \$140K carry forward to 2016/17		
ASSET MANAGEMENT STRATEGY (AMS)																						
82	1	AMS Buildings	<i>Fcast</i>																			
		Aquarena Centre	960	810	960	960	960	505	455		-	-	-	-	-	-	-	-	JUL	JUN	Completed	
		Bulleen Maternal & Child Health Centre	50	100	50	50	50	48	2		JUL	SEP	SEP	OCT	OCT	APR	NOV	DEC	DEC	JAN	Completed. Works completed end of June	
		Doncaster Senior Citizens	0	100	0	0	0	0	0												Project deferred	
		Warrandyte Senior Citizens	50	0	50	50	50	49	1		-	-	-	-	-	-	-	-	OCT	NOV	Completed	
		Donvale Preschool	33	133	83	33	33	24	9		JUL	SEP	OCT	NOV	NOV	DEC	DEC	JAN	JAN	MAR	Negotiation delays combined with building investigation issues. Works to be completed during school holidays. \$100K carry forward to 2016/17.	
		Highball Facilities	67	155	67	67	67	129	-62	867	-	-	-	-	-	-	-	-	JUL	JUN	Completed	
		Miscellaneous Building Refurbishment Works	260	250	260	260	260	309	-49		-	-	-	-	-	-	-	-	JUL	JUN	Completed	
		Mullum Mullum Bowls Hockey	90	70	70	90	90	86	4	50	-	-	AUG	SEP	SEP	OCT	NOV	JAN	FEB	MAR	Completed. Works complete end of June.	
		Neighbourhood Safer Places (NSP's) / Emergency Man't Initiatives	25	50	50	25	25	20	5		-	-	-	-	-	-	-	-	JUL	JUN	Consultation and approval delays, combined with contractor availability issues. \$25K carry forward to 2016/17.	
		Safety Improvements	20	20	20	20	18	2		-	-	-	-	-	-	-	-	-	JUL	JUN	Completed	
		Scouts & Girl Guide Halls (Templestowe)	50	50	50	50	50	69	-19		-	-	-	-	-	-	-	-	NOV	DEC	Completed	
		Swanston Street Gym	10	200	30	10	10	14	-4		JAN	FEB	FEB	APR	APR	JUN	-	-	-	-	Project will not be completed this financial year as a result of a funding shortfall being identified that will also include opportunities for a mixed use facility. A review of scoping requirements is to be undertaken and SRV funding to be sought. \$20K carry forward to 2016/17	
		Templestowe Memorial Community Hall	0	20	20	0	0	0	0		-	-	-	-	-	-	-	-	-	-	Project cancelled. Works not required following assessment by structural engineer.	
		Twin Hills Preschool	83	133	113	83	83	79	4		JUL	SEP	OCT	NOV	NOV	JAN	JAN	FEB	FEB	APR	Completed. Works completed end of June	
		Warrandyte Community Child Care	50	100	100	50	50	53	-3		JUL	AUG	AUG	SEP	OCT	NOV	NOV	DEC	DEC	FEB	Delays with building investigation issues. Works to commence in June	
		Warrandyte Preschool	40	0	40	40	40	52	-12		-	-	-	-	-	-	-	-	JUL	AUG	Completed	
		Wonga Park Tennis Club Refurbishment	353	75	303	353	353	382	-29	95	-	-	-	-	-	-	JUL	AUG	AUG	FEB	Completed. \$133K carry forward adjustment from 2014/15. \$95K club contribution to be received in 2015/16.	
		Doncaster Tennis Club Refurbishment	30	140	140	30	30	43	-13		JUL	SEP	SEP	NOV	NOV	JAN	JAN	MAR	MAR	JUN	Design delays due to re-scoping of works and competing priorities. \$110K carry forward to 2016/17.	
		East Doncaster Pre School	0	0	0	0	17	-17		-	-	-	-	-	-	-	-	-	FEB	MAR	Completed.	
		Burch Memorial Pre School	0	0	0	0	1	-1		-	-	-	-	-	-	-	-	-	APR	JUN	Completed. Emergency Electrical mains replacement works	
83	1	AMS Road, Reserve & Drains	<i>Fcast</i>																			
		Arterial (Link & Collector) Road Pavements	632	632	632	1,082	632	571	61		-	-	AUG	SEP	-	-	-	-	OCT	APR	Completed. Works completed end of June	
		Bridges/Culverts - Parks	25	25	25	25	25	34	-9		-	-	-	-	-	-	-	-	SEP	MAY	Completed. Works completed end of June	
		Bridges/Culverts - Roads	450	450	450	450	450	337	113		-	-	AUG	AUG	-	-	-	-	OCT	JUN	Completed	

Line No.	Bus Case No.	DESCRIPTION OF WORKS	ADOPTED BUDGET 2015/16 \$'000	MY REVIEW BUDGET \$'000	CURRENT EOY FORECAST \$'000	YTD BUDGET inc variat's \$'000	YTD ACTUAL inc cash payments plus accruals \$'000	YTD VARIATION Budget Vs Forecast \$'000	YTD INCOME \$'000	Concept		Planning / Approvals		Design / Specify		Tender / Procure		Construct / Implement		Comments						
										Start	End	Start	End	Start	End	Start	End	Start	End							
		Carparks - Community	28	28	28	28	28	0	28	-	-	AUG	AUG	-	-	-	-	JAN	MAY	Completed. Combined with carparks commercial						
		Carparks - Commercial	28	28	28	28	28	14	14	-	-	AUG	AUG	-	-	-	-	JAN	MAY	Completed. Works completed end of June						
		Concrete ROW's	30	30	30	30	30	18	12	-	-	-	-	-	-	-	-	JAN	MAY	Completed. Works completed in June.						
		Pavement Design	25	25	25	25	25	0	25	-	-	-	-	-	-	-	-	FEB	APR	Completed. Combined with pavement and road renewal/restoration						
		Footpaths - Parks	150	150	150	150	150	165	-15	-	-	AUG	AUG	-	-	-	-	SEP	MAY	Completed. Works completed end of June						
		Footpaths - Roads	295	295	295	295	295	359	-64	-	-	-	-	-	-	-	-	JUL	JUN	Completed						
		Kerb & Channel	100	100	100	100	100	51	49	-	-	-	-	-	-	-	-	JAN	JUN	Completed						
		Open Space Road Pavements	50	50	50	50	50	30	20	-	-	AUG	SEP	-	-	-	-	OCT	FEB	Completed. Works completed end of June.						
		Pram Crossings	50	50	50	50	50	50	0	-	-	-	-	-	-	-	-	JUL	JUN	Completed						
		Road Furniture/Sgns/Bins/Seats	75	75	75	75	75	80	-5	-	-	-	-	-	-	-	-	AUG	JUN	Completed						
		Road Restoration	1014	564	564	564	1,014	1,065	-51	450	-	-	-	-	-	-	-	NOV	MAR	Completed. Works completed end of June						
		Road Retaining Wall/Structures	10	10	10	10	10	2	8	-	-	-	-	-	-	-	-	OCT	MAY	Completed. Scoope of works reduced						
		Road Surfacing (Reseals)	1918	1,918	1,918	1,918	1,918	1,765	153	-	-	AUG	SEP	-	-	-	-	SEP	APR	Completed. Works completed end of June						
		Road Renewal - Kerb & Channel	100	100	100	100	100	161	-61	-	-	-	-	-	-	-	-	AUG	JAN	Completed. Works completed end of February						
		Underground/Open Drainage	233	233	233	233	233	225	8	-	-	-	-	-	-	-	-	JUL	JUN	Completed						
		Carparks - Aquarena	50	50	50	50	50	50	0	-	-	-	-	-	-	-	-	JUL	JUN	Completed						
		Shopping Centre Enhancements	150	150	150	150	150	153	-3	-	-	-	-	-	-	-	-	JUL	JUN	Completed						
84	1	AMS Passive & Open Space	<i>Fcast</i>																							
		Cricket Nets / Coaches Boxes	20	20	20	20	20	36	-16	-	-	-	-	-	-	-	-	-	JUL	JUN	Completed					
		Fencing	145	145	145	145	145	99	46	-	-	-	-	-	-	-	-	-	AUG	JUN	Completed					
		Floodlighting	40	50	50	40	40	50	-10	-	-	-	-	-	-	-	-	-	JUL	JUN	Completed					
		Landscape Areas	30	30	30	30	30	30	0	-	-	-	-	-	-	-	-	-	APR	JUN	Completed					
		Outdoor Basketball / Netball / Hockey Facilities / Sporting Facilities	63	30	30	63	63	66	-3	14	-	-	-	-	-	-	-	-	AUG	JUN	Completed					
		Sporting Reserves	118	100	118	118	118	115	3	18	-	-	-	-	-	-	-	-	SEP	JUN	Completed					
		Water Services	80	80	80	80	80	66	14	-	-	-	-	-	-	-	-	-	JUL	JUN	Completed					
		Sporting Infrastructure Audit	77	90	90	77	77	41	36	-	-	SEP	JUN	-	-	-	-	-	-	-	Completed					
85	1	AMS Leisure & Community	<i>Fcast</i>																							
		Play Spaces Children Facilities	21	41	41	21	21	18	3	-	-	-	-	-	-	-	-	-	SEP	JUN	Completed					
86	1	AMS Art Collection Conservation	32	10	32	32	32	25	7	-	-	-	-	-	-	-	-	-	JUL	JUN	Completed. \$22K carry forward adjustment from 2014/15					
87	1	AMS Project Man't/Admin	127	110	127	127	127	213	-86	-	-	-	-	-	-	-	-	-	JUL	JUN	Completed					
		Doncaster Hill Strategy																								
88	74	Doncaster Hill Streetscape Infrastructure	<i>Fcast</i>	59	15	15	15	26	-11	-	-	-	-	-	-	-	-	-	-	-						
		Underpass Stair (Part)								-	-	-	-	-	-	-	-	-	JUL	SEP	Completed					
89	74	Doncaster Hill Transport Infrastructure		59	59	59	59	0	59	-	-	-	-	-	-	-	-	-	-	-						
		Footpath at rear of old temporary Library								-	-	-	-	-	-	-	-	-	AUG	SEP	OCT	NOV	Completed (included with Line 90)			
		Underpass stair (Part)								-	-	-	-	-	-	-	-	-	-	JUL	SEP	Completed				
		Bus stop extra panels								-	-	-	-	-	-	-	-	-	-	JUL	SEP	Completed				
90	74	Doncaster Hill Open Space Development		59	99	120	120	192	-72	-	-	-	-	-	-	-	-	-	-	-	-					
		Footpath at rear of old temporary Library								-	-	-	-	-	-	-	-	-	-	AUG	SEP	SEP	NOV	NOV	FEB	Completed. Works completed end of April.
		Plant Replacement																								
91	S	Plant Replacement Program		1,970	1,970	1,368	1,368	1,360	8	609	-	-	-	-	-	-	-	-	-	JUL	JUN	Ongoing program for replacement of vehicles & mobile plant items. Consultation and approval delays in finalising the replacement of a Street Sweeper. \$280K carry forward to 2016/17				
		TOTAL CAPITAL WORKS		37,492	37,422	34,877	34,877	34,611	266																	

Line No.	Bus Case No.	DESCRIPTION OF WORKS	ADOPTED BUDGET 2015/16 \$'000	MY REVIEW BUDGET \$'000	CURRENT EOY FORECAST \$'000	YTD BUDGET inc variat's \$'000	YTD ACTUAL inc cash payments plus accruals \$'000	YTD VARIATION Budget Vs Forecast \$'000	YTD INCOME \$'000	Concept		Planning / Approvals		Design / Specify		Tender / Procure		Construct / Implement		Comments
										Start	End	Start	End	Start	End	Start	End	Start	End	
Ongoing Projects																				
92	PB	Thompsons Road Retaining Wall Refurbishment	29	50	0	0	0	0		-	-	SEP	FEB	-	-	FEB	FEB	FEB	APR	Quotes obtained. Ongoing negotiations with previous contractor has delayed works. \$50K carry forward to 2016/17
93	431	Zerbes Reserve Floodlighting	80	323	183	183	230	-47	72	-	-	-	-	-	-	NOV	JAN	JAN	MAR	Delays encountered with the procurement of lighting poles due to contractor availability and supplier issues. \$27K carry forward adjustment from 2014/15. \$40K club contribution to be received in 2015/16. \$40K additional State grant. \$150K carry forward to 2016/17. \$150K carry forward to 2016/17.
94	PB	Templestowe Reserve Shade Sail / Seating	15	15	15	15	18	-3		-	-	-	-	-	-	-	-	JUL	AUG	Completed
New Projects																				
95	347	ADS Equipment	0	87	32	32	32	0	52	-	-	-	-	-	-	-	-	JUL	JUN	\$35K carry forward adjustment from 2014/15. \$52K additional income received in advance in 2014/15. Deals with suppliers relating to the purchase of specialised equipment. \$55K carry forward to 2016/17.
96	401	Tom Kelly Athletics Track - Replacement of Hammer Throw and Discus Throwing Cage	0	43	43	43	20	23		-	-	-	-	-	-	-	-	JUL	AUG	Completed. \$43K carry forward adjustment from 2014/15
97	405	Ted Ajani Reserve Protective Netting	0	15	15	15	17	-2		-	-	-	-	-	-	-	-	JUL	AUG	Completed. \$15K carry forward adjustment from 2014/15
98	274	Doncaster Quarry Rehabilitation	0	20	20	20	32	-12		-	-	-	-	-	-	-	-	JUL	JUN	Completed
99	367	Melbourne Water Corridors of Green	0	28	28	28	22	6	28	-	-	-	-	-	-	-	-	JUL	JUN	Completed. \$28K additional income received in 2014/15
100	394	Doncaster Baseball Club Upgrade of Floodlights	0	33	9	9	8	1	22	JUL	AUG	AUG	SEP	SEP	OCT	SEP	OCT	OCT	DEC	Planning permit delays and latent conditions have impacted on works. \$22K of SRV income received in advance in 2014/15. A further \$11K of club income received in 2015/16. \$23K carry forward to 2016/17
101	1	Highball Facilities - Leeds Street Stadium	0	147	147	147	288	-141		JUL	JUL	AUG	SEP	SEP	SEP	SEP	NOV	NOV	JAN	Completed. Accumulated funding set aside for the refurbishment of indoor stadiums previously managed by the MRA.
102	1	Highball Facilities - Doncaster Badminton	0	175	175	175	316	-141		JUL	JUL	AUG	OCT	OCT	NOV	SEP	NOV	OCT	FEB	Completed. Accumulated funding set aside for the refurbishment of indoor stadiums previously managed by the MRA.
103	1	Highball Facilities - DISC	0	275	275	275	138	137		JUL	JUL	AUG	OCT	OCT	OCT	OCT	NOV	NOV	FEB	Completed. Accumulated funding set aside for the refurbishment of indoor stadiums previously managed by the MRA.
104	1	Highball Facilities - Parks Orchards Community Centre	0	119	119	119	103	16		JUL	JUL	AUG	OCT	OCT	OCT	OCT	NOV	NOV	FEB	Completed. Accumulated funding set aside for the refurbishment of indoor stadiums previously managed by the MRA. Marginal delay.
105	1	Highball Facilities - Templestowe Heights Stadium	0	222	172	172	35	137		OCT	OCT	NOV	DEC	DEC	JAN	MAR	APR	JUN	JUN	Accumulated funding set aside for the refurbishment of indoor stadiums previously managed by the MRA. Project planning and scheduling issues have delayed the installation of the stadium flooring and toilet upgrade, which will be undertaken during the school holidays in July. \$50K carry forward to 2016/17.
106	1	Highball Facilities - Dorney Centre	0	37	37	37	6	31		OCT	OCT	NOV	DEC	DEC	JAN	-	-	-	-	Completed. Accumulated funding set aside for the refurbishment of indoor stadiums previously managed by the MRA. Planning and design only.
107	299	Wonga Park Reserve (sewer backlog works)	0	36	36	36	39	-3		-	-	-	-	-	-	-	-	JUL	DEC	Completed
108	PB	Bulleen Park Canteen / Store	0	37	37	37	39	-2		-	-	-	-	-	-	-	-	JUL	JUL	Completed
109	New	Montessori Pre School Upgrade	0	88	88	88	75	13	88	-	-	-	-	-	-	-	-	DEC	JAN	Completed. Funded by Pre School.
110	New	Manningham Community Health - Stride	0	83	83	83	85	-2	83	-	-	-	-	-	-	-	-	DEC	FEB	Completed. Funded by Stride.
111	404	Civic Centre Duct Sealing Works	0	0	0	0	0	0		-	-	-	-	-	-	-	-	MAY	JUN	\$65K of GoGo funds. Currently in dispute with contractor and project is on-hold. \$150K to be carried forward to 2016/17
						Unbudgeted	-60													
REVISED TOTAL CAPITAL WORKS			37,616	39,255	36,391	36,391	36,054	337	6,880											

NBC No Business Case - New Project (BC to be provided)

PB Project Brief provided